



Uniting Church in Australia
SYNOD OF VICTORIA AND TASMANIA



equipping Leadership for Mission



The Uniting Church in Australia
Synod of South Australia
Mission Resourcing

INTERGEN
TEAM



LENT 2021

Engage Together

Intergenerational worship ideas for Lent Year B

MARCH

– Compiled by Chris Barnett, Emma Parr and Melissa Neumann –

Originally written and produced by Emma Parr,
Chris Barnett and Melissa Neumann, 2017.

This publication can also be found at

www.ctmresourcing.org.au

www.sa.uca.org.au/intergen

The Uniting Church in Australia Synod of Victoria and Tasmania acknowledges the Australian Aboriginal and Torres Strait Islander peoples of this nation. We acknowledge the traditional custodians of the lands on which our company is located and where we conduct our business. We pay our respects to ancestors and Elders, past and present. The Uniting Church in Australia Synod of Victoria and Tasmania is committed to honouring Australian Aboriginal and Torres Strait Islander peoples' unique cultural and spiritual relationships to the land, waters and seas and their rich contribution to society.

Copyright 2020

Synod of Victoria and Tasmania,
Uniting Church in Australia.

All rights are reserved.

No part of this publication may be reproduced or transmitted in any form or by any means outside of a church of worship service without express written permission from the author, except in the case of brief quotations embodied in critical articles and reviews. Please refer all pertinent questions to the publisher.

All works featured in this publication are the copyright of the authors.

FOR FURTHER INTERGENERATIONAL RESOURCING SUPPORT:

Chris Barnett

P: (03) 9340 8806

E: chris.barnett@victas.uca.org.au

W: www.victas.uca.org.au/ministry-mission/children-families-resources/

Melissa Neumann

P: (08) 8236 4246

E: mneumann@sa.uca.org.au

W: www.sa.uca.org.au/intergen

Table of contents

Introduction	4
Who is this for?	4
What will you find here?	4
Who has put it together?	4
Additional Resources to Explore for Lent and Easter	5
Intergenerational Music Resources	6
All of My Days	8
Open the Eyes of My Heart, Lord	10
The Table	12
Understanding Through You	14
Desert Song	16
By Faith	18
Love the Lord	20
Forever	23
Bible Buzz	25
Hear Our Praises	27
Interactive Lent Activity and Take Home Idea	30
Lent 1B	
21 February 2021	32
Lent 2B	
28 February 2021	40
Lent 3B	
7 March 2021	46
Lent 4B	
14 March 2021	54
Lent 5B	
21 March 2021	62
Lent 6B	
28 March 2021	71

Introduction

WHO IS THIS FOR?

This resource is for churches and communities of faith seeking to explore and play with the idea of intergenerational worship over **Lent**.

Engage Together recognises the reality that in many contexts the “first twenty minutes” of a service is the most appropriate place for stretching our intergenerational imagination. To this end, Engage Together provides a variety of ideas that could be taken up by churches seeking to be more intentionally intergenerational in some aspects of their gathered worship life.

WHAT WILL YOU FIND HERE?

The material in this edition of Engage Together, covering the season of **Lent**, includes

- ▶ links to other resources for Lent and Easter
- ▶ additional music resources
- ▶ interactive Lent activity and take-home idea
- ▶ six worship service outlines (Sundays from Feb 21 to March 28 inclusive)

In this resource you will find a range of suggestions to encourage greater participation by people of all ages and to help foster intentional intergenerational connections. For most weeks you will find creative material that relates to a Call to Worship, Song, Interactive Lent Activity, Prayer of Confession, Bible Reading and the Prayers of the People.

In addition, each service includes a "Take home" idea that encourages ongoing reflection and action.

WHO HAS PUT IT TOGETHER?

This **Engage Together** was originally compiled by Chris Barnett (Uniting Church Synod of Victoria and Tasmania), Melissa Neumann (Uniting Church Synod of South Australia) and Emma Parr (Uniting Church Synod of NSW and ACT) – with original production by Merryn Gray and this edition produced by Sarah Hellyer (Uniting Church Synod of Victoria and Tasmania). The additional music resources (see pages 6-28) have been provided by Beth Barnett (formerly of Interger).

We trust that you find it helpful and that it inspires your ongoing adventures in intergenerational worship!

ADDITIONAL RESOURCES TO EXPLORE FOR LENT & EASTER 2020

Multi-Age Service Ideas (from UCA in South Australia)

www.sa.uca.org.au/intergen/church-resources/all-age-worship/all-age-church-season-worship/easter-services

Together in mourning and joy: www.sa.uca.org.au/documents/intergen-docs/resources/seasons/lent-and-easter/Easter-together-in-mourning-and-joy.pdf

Not just a long weekend: www.sa.uca.org.au/documents/intergen-docs/resources/all-age-worship/EASTER-NOT-JUST-A-LONG-WEEKEND-1.pdf

Not your typical love story: www.sa.uca.org.au/documents/intergen-docs/resources/all-age-worship/Not-Your-Typical-Love-Story.pdf

Lent & Easter Resources

Barnabas: www.ideas.brf.org.uk/topics/lent-and-easter

Building Faith: www.buildfaith.org/?s=Lent&x=0&y=0

Busted Halo: www.youtube.com/watch?v=m3L3c23MfC0

Flame Creative: www.flamecreativekids.blogspot.com.au/p/family-lent-ideas.html

Going for Growth: www.going4growth.com/growth_through_the_year/lent

Lent Event: www.fundraise.unitingworld.org.au/event/view/lent-event

Lost Sheep: www.lostsheep.com.au/stories-overview/themes/ (*click Easter*)

Messy Church at Home: www.messychurch.org.uk/resources/messy-church-home-ideas (*scroll down*)

Pinterest (Mary Hawes): www.pinterest.com.au/revmaryhawes/lent-holy-week-and-easter/

Godspace: www.godspacelight.com/2015/03/25/celebrating-holy-week-with-kids-resources-for-2015/

UCA in SA: www.sa.uca.org.au/intergen/church-resources/church-seasons/lent-and-easter

UCA in VicTas: www.victas.uca.org.au/ministry-mission/children-families-resources/

Intergenerational Lectionary-based Music

The following resources have been created to inspire and equip facilitators in intergenerational communities of faith. This might include clergy and lay leaders. Hopefully, though, as you explore these ways of gathering it will become apparent that the resources call forth many gifts, some small and others perhaps grand, from many corners of your community.

This resource takes ten songs from different genres and gives an example of how they can be part of an integrated, liturgical lectionary based gathering. The songs are tagged to connect with the scriptures of Lent, and the various parts of the Uniting Church liturgy –which shares much with Anglican and Lutheran liturgies.

The context of intergenerational faith formation calls not only for new tools and fresh resources, but for a reformation in ethos and culture in the way we are together in our gatherings.

In intergenerational gatherings we set aside the criterion of age and stage as a primary lens through which we look at one another and we ask the Spirit of God to connect us in ways that affirm and challenge other aspects of our whole humanness.

We bring our whole selves to love one another, to share our stories and struggles of life, to offer the gifts of ourselves to serve. Arguably, in the gathering for worship there is nothing more important – nothing – than loving one another. Not the preaching, not the praise of God, not the prayers, not the liturgy. All of scripture, the prophets through to Jesus and the voices of the writers of the epistles, all align in affirming this primary call to gather in reconciled love for one another, and that God is unmoved by worship that arises from gatherings in which love and justice are compromised.

There are several principles that you will need to nurture in your own communication and in the consciousness of your community. Here are a few thoughts to chew over together amongst your community as you seek to shape your gatherings to reflect the inclusive embrace of diversity for all ages and abilities.

FAITH NOT FUNCTIONS

These resources all incorporate the medium of music as a means for facilitating intergenerational faith engagement. Note that music is not the focus. Neither is any particular age group. Rather Faith! Faith seeking and exploring and expressing and serving and living is what is important. Everything else – music, words, symbols or actions are simply tools for the process.

You will find that these resources expand a song, bringing prayer and symbol and readings of the text into the midst of the music.

As we seek to integrate ourselves better relationally across the diversities of age, education, gender, roles and abilities of many kinds, we do well to integrate our media and modes and methods of engaging.

MANY KINDS OF NORMAL

We can be tempted to pre-empt responses, particularly of opposition with the language of 'we're trying something new' or 'we're doing things a bit differently today'. This is unhelpful!

This kind of statement distracts from the purpose and intentionality and integrity of what you are about to lead – you are singing or moving or using visual images not to be different but to engage with God and to love one another. Such statements can trigger non-compliance or anxiety. And – often – it simply underscores one person's 'normal' over and against others'. To sing and move, to make up new words to a familiar song, to play – these are normal everyday activities for lots of people. Nothing new! When we point to those things as 'different' we are saying something excluding about those people for whom those ways of being are natural and normal.

Avoiding the language of 'doing something different' helps us keep our community inclusive and open to all of the cultures and normalcies of those who are present.

COLLABORATING CONTRIBUTORS, RATHER THAN ROSTERED ROLES

So often in the way we resource, organize, roster and lead our gatherings we focus on 'doing the music' or 'leading the prayers'. Churches have long managed lay leading of various parts of the liturgy and life of the gathering (prayers, songs, flowers, morning tea, welcome) in this way. Doing the music, or singing a song is not what we are trying to accomplish. Faithing together is what we are here for – music, word, symbol, and action are all servants in that process. All of these elements are subject to the larger command of relationship – loving one another, sister and brother, neighbour, enemy and world.

You will find that many of these resources point to involving a multi-generational team of people – some playing, some singing, some speaking, some moving around, some providing items for display or interaction. This is not to be seen as an increased demand for human resources, but to help us find ways for more people to be co-creators of how we engage, so that the distinctions of 'active leader' and 'passive recipient' are erased.

ADAPT! CONTEXTUALISE!

We hope that you will take these ideas and rework them for your own people and place. The 'one size fits all' ethos of colonial Christendom that set one prayer book, to bring conformity across a large empire, has had its day. Resources for good news living and faith sharing in community must reflect local distinctives and diversities. Use the instrumentation, the voices, the bodies, the arts and smarts that you have to strengthen one another in faith and truth, to grace one another with love and justice, and to share hope and the good news that God is near with all around you.

Beth Barnett (formerly of Intergen)

All of my days

MARK STEVENS

2000 Hillsong Music Publishing (Admin. by Capitol CMG Publishing)
CCLI Song #3258208

www.songselect.ccli.com/Songs/3258208/all-of-my-days

- ▶ Liturgical uses: Praise, Sending out, Prayers of the People
- ▶ Elements: music, story sharing, prayer

Listen: www.youtube.com/watch?v=iN_FI4i1jeU

Play: www.praisecharts.com/songs/details/2107/all-of-my-days-sheet-music/piano-vocal-lead-sheet

PREPARE

Musicians

Make sure your musicians are aware that the song is going to be interspersed with prayer and sharing. Encourage them to have practiced continuing with stripped back, quieter music for these sections.

Lyrics

With some simple adjustments the lyrics can be pluralised to better fit the context of gathered communal worship.

Eg.

*'And our eyes will look unto you always,
We've become captured by your majesty.
All of our days we will sing of your greatness...'
Etc.*

If using for Praise and Thanksgiving...

DO

Invite your gathering to stand and sing in thanks and praise to the God who has been with us, faithful, loving and at work in all our days – through history, throughout our lives, and through the time since we last gathered for worship.

After singing two verses and choruses, repeat the phrase from the chorus 'All of my days...' leaving the remainder of the bar and the following bar empty, except for sustaining the note of 'days' across these beats. Do this four times, indicating to the congregation to join in.

As this pattern settles, drop the volume of the instruments back and invite people to turn to those around them and ask someone what they were doing at a particular time in the past week (for example 10:30am on Wednesday morning). Each person shares with the other, connecting with each other's worlds, and gaining insight into how God is present in the lives of each other. Prompt pairs to thank each other for the story from 'All of their days' and affirm them by saying 'God was there in the midst of it all'.

Gradually begin to sing the repeated line 'All of my days' encouraging those who have finished sharing stories to join in with the singing. When you sense that most people are singing, indicate to the musicians and return to 'And our eyes will look unto you always'.

If using for Prayers of the People...

DO

Run the song as above, but when you come to the end of the second chorus and begin the quieter repetitions, invite everyone to sit down and to consider quietly the week ahead. Slowly work through each day of the week. Invite people to stand for any particular day in the coming week in which they especially seek the presence and action of God. They do not need to say what it is for (a test, a meeting, a situation, an opportunity, a celebration). Simply announce the day, allow time for people to stand then pray 'We draw near to you for all that is needed in all of our days – Amen.'

Announce the next day, and keep repeating the process until all of the days have been prayed through.

If using for Sending Out...

DO

As your final song, use 'All of my days' to focus on the opportunities to love and serve the world in the coming week. Pre-arrange seven different people to pray simply for each of the seven days. They may include prayer for aspects of the community life – Monday playgroup, Tuesday Bible study, Wednesday Council meeting, Thursday ESL conversation hour, Friday Youth Group, Saturday Working Bee. Make it clear that only a couple of sentences for each day are needed. Offer pre-written samples if you think it necessary (*see below*).

Announce at the beginning of the song:

We have been gathered into the presence of God, shared God's peace, heard the words of God, and brought our joys and concerns for the world before our loving God. Now we are being sent out again, to go in peace and to live and serve and love in the name of Jesus. We offer ourselves as a living sacrifice through all of our days to love and serve the world.

As we sing our final song, sending each other into all of the days of the week, we will pause to pray for the mission of the church – and the mission of all our lives – on each day of the week.

Sing 'All of my Days' as outlined above. In the bridge, as each of those who have been arranged to pray stand, invite others to stand in solidarity with these aspects of the mission of the church in all its expressions.

Simply close the time of prayer with: 'We stand to be sent into our days in the power of the Spirit to love and serve the world.'

Return to the chorus and finish.

SENDING: Pre-written samples to adapt for days of the week prayers

Loving God of all our beginnings, we ask for your grace and strength for the new week as we rise to serve on Monday. We pray that your kingdom comes near especially in our Monday playgroup.

Lord of the unknown and unseen, we commit our Tuesday adventures and challenges to you. We ask that you keep us in your faith and courage for all that is good in our Tuesday. We pray for those who will read the Bible together on Tuesday to be set alight by your spirit and truth.

God of our past and future, and of this middle time, we find ourselves in. We pray for our Wednesday council meeting, for the large decisions that will be made together there, as well as all of the small decisions each of us will make in our daily lives. We pray for your wisdom this Wednesday.

Open the eyes of my heart Lord

PAUL BALOCHE

1997 Integrity's Hosanna! Music (Admin. by Capitol CMG Publishing
(Integrity Music [DC Cook])
CCLI Song #2298355

www.songselect.ccli.com/Songs/2298355/open-the-eyes-of-my-heart

- ▶ Liturgical Uses: Call to Worship, Preparation for Bible reading
- ▶ Elements: music, prayer

Listen: www.youtube.com/watch?v=wutmEjdbedE

Play: www.praisecharts.com/songs/details/1724/open-the-eyes-of-my-heart-sheet-music/piano-vocal-lead-sheet

or easy version: www.musicnotes.com/sheetmusic/mtd.asp?ppn=MN0052648

PREPARE

Choose which verses you want to display and sing. See the alternate verses below. Having at least one verse that contrasts to the image of Jesus 'high and lifted up', reminding us of the grounded, servanthood revealed in Jesus, is a healthy theological counterpoint.

If you have singers leading from the front, make sure they have time to become very familiar with the verses you have chosen.

Alternate Verses

*To see you serving on your knees
Washing the feet of your brothers
Pour out forgiveness and love and we say
Make us more like Jesus*

*To see you giving up your power
Choosing to serve and to suffer
You pour out your mercy and grace
You are calling us to follow*

SAY

As we gather to worship and listen for God's words, we recognize that it is God who calls us together, who gathers us in the name of Jesus, and who gives the Spirit to help us, unite us, gift us with what we need to serve and opens our eyes to the truth.

We are all here to see and hear God afresh, no matter whether we are here for the first time, the fiftieth time or the five hundredth time.

We will begin by praying for one another, inviting God's Spirit to help each of us see and hear and know God in this time.

DO

Invite everyone under the age of 18 (or pick an age that is about the halfway split in your congregation) to stand up or on their seats if they are little and won't be seen. This group will begin singing the song as their prayer to see and know God.

Charge those who are over 18 (or whatever age you have designated), who are sitting down, with the task of praying for the people standing around them while they sing, supporting the sung prayers of the people under 18 who are asking God to open the eyes of their hearts. After singing just the chorus once like this, everyone swaps: those who are over 18 can now stand and sing, and those under 18 are invited to pray for those around them.

Depending on the culture of your community, judge whether to ask people to pray silently or to pray out loud, all at once, with the singing happening as well making a symphony of prayer.

After praying for each cohort in this way separately, invite everyone to stand together and sing the whole of the song, including the verses.

The Table

CHRIS TOMLIN, ED CASH, WAYNE JOLLEY, SIXSTEPS SONGS

(Admin. by Capitol CMG Publishing)

CCLI Song #7028956

www.songselect.ccli.com/Songs/7028956/the-table

▶ Liturgical Uses: Communion

▶ Elements: music, symbols

Listen: www.youtube.com/watch?v=peeJ1bmT_w

Play: www.praisecharts.com/songs/details/26077/the-table-sheet-music/piano-vocal-lead-sheet?key=F

DO

You will need

- ▶ an uncut loaf of bread
- ▶ a cup with a small amount of grape juice
- ▶ a standing table cross (or make one from a couple of pieces of wood tied together, set in a base of clay)
- ▶ A collection of a few wooden or clay human figures, such as
 - a collection of plasticine people
 - several jointed wooden artists figures
 - stick-people made from sticks and wire
- ▶ 8 diverse volunteers prepared for their roles

If your community is sensitive about the place of the communion table, or about the role of setting the table, it may be more practical and positive for everyone to set a smaller separate table with the symbols during the song, leaving the actual communion table untroubled.

Pre-arrange for four people to bring forward the symbols at the right time at the start of each verse during the song.

Pre-arrange for four other people to speak out the explanations of the symbols as they are brought to the table.

SAY

We prepare to celebrate communion together today with a song that calls us to the Table of the Lord, which reminds us of what happens here at the Table of the Lord.

DO

Lead the song 'The Table', pausing between the verses as the lines of liturgy are read and each element is brought forward and set on the table as outlined on the next page.

ORDER OF SINGING, SYMBOLS AND LITURGY

**Note that verse 1 is repeated. Bring the first symbol and read the liturgy between the repetitions of the first verse.*

Sing verse 1

Pause for Bread symbol and liturgy (feast)

Reader:

We are called to feast on the simple bread, a reminder of the humble human body of Jesus. We share what is common and basic and no one goes without. We will feast at the table of the Lord.

Repeat Verse 1 and Chorus

Pause for Juice symbol and liturgy (healing)

Reader:

We sip the strong healing and restoring sweetness of the juice. Scripture reminds us that it is by his wounds that we are healed. There is healing at the table of the Lord.

Verse 2

Pause for Cross symbol and liturgy (peace)

Reader:

The cross draws us together. If we are put right with God and we are forgiven our great burdens, how dare we carry on with grudges with one another. We are set right. Peace be with you, with me, peace be among us. There is peace at the table of the Lord.

Verse 3, Chorus, Bridge and Chorus

Pause for People symbol and liturgy (invitation)

Reader:

We gather together around this table – all of us, all human, all as we are, all invited. No one deserving, no one left out. We come because Jesus invites us. The less we understand, the less we get right, the less we can do for ourselves, the deeper, stronger, clearer God's invitation is to us. We're invited to the table of the Lord.

Sing verse 4

Understanding Through You Lord

HEATHER PRICE

2007 Price, Heather (Admin. by Heather Alison Price)

CCLI Song #5192647

www.songselect.ccli.com/Songs/5192647/understanding-through-you-lord

- ▶ Liturgical Uses: Prayers of the People
- ▶ Elements: music, prayers of peace symbols – either taper candles in sand bowls or cups of water.
- ▶ (Note: An adapted version is included in the service for Lent 2B on page 43.)

Listen: www.heatherprice.com.au/downloads/from-the-ashes/

Play: www.heatherprice.com.au/downloads/01-understanding-through-you-lord/

PREPARE

Decide whether you want to use taper candles or cups of water as your symbols of peace. Participants will be invited either to light a taper as a symbol of the peace they are praying for, or to dip a cup into the tub and set a cup on a table holding a small amount of water as a symbol of the peace they are praying for.

If using tapers:

You will need enough tapers for potentially each person in your gathering to light at least one. Position sturdy ceramic bowls of sand to 'plant' the lit tapers into. Ensure that the larger central candle from which the tapers will be lit is safely surrounded by fireproof surfaces. Don't forget the matches!

If using cups and water:

Gather a large collection of miscellaneous mugs. The more variety, the more quirky and individual the cups, the better. You will need at least one for each person in your gathering. Provide a wide-mouthed tub not more than half filled with water. Lay plastic sheeting on the floor if there are sensitivities about potential spills on the carpet.

Arrange for someone, or perhaps a pair of people to keep watch over the logistics of the candles or cups and make sure any mishaps are avoided early.

This song is very effective if sung unaccompanied, but requires a reliable voice to lead and at least one or two reliable voices to lead the responses.

The act of taking symbols for our prayers is also effective if led by a few people who have been prepared beforehand to begin the process unannounced.

If you think your community is too word-dependent for this to work, try making a large poster outlining the process.

Eg: 'Our Prayers of the People today will be led with music. You are invited to join in with sung prayers, you are invited to come and dip a cup into the cool water as a prayer for peace for someone or somewhere or something.'

SAY

(as little as possible)

DO

To introduce this song to your church community teach the simple three note refrain “I pray peace” simply by beginning to sing ‘I pray peace’ and leaving two beats of rest between the phrases. Repeat at least four times, or until the gathering has begun to join in.

No need to display words – develop your community’s capacity to learn and participate without written cues as a means of heightening the other senses engagement and leveling the playing field among those who are pre-literate, post-literate, illiterate, vision impaired or literate in languages other than the one predominantly used in your gathering.

Once this refrain is established, begin to add in the other lyrics, led by your strong singer, between the refrain.

After singing all the way through once, begin the song again, and those who have been pre-arranged to initiate lighting tapers or filling cups, can start to move around the space adding these symbols to the sung prayers. Assist children or those with shaky hands or accessibility constraints to participate too.

Extra options

- ▶ You may like to add some freely improvised lyrics, as well between the refrains, depending on the creativity and confidence of your community.
- ▶ Provide permanent markers for participants to write or draw on the cups (these markings can easily be removed with methylated spirits afterwards).

Lent 1B Mark 1:9-15 Desert song

WORDS AND MUSIC BY BROOKE LIGERTWOOD

© 2008 Hillsong Music Publishing
CCLI Song #5060793.

www.songselect.ccli.com/Songs/5060793/desert-song

- ▶ Liturgical uses: Praise
- ▶ Elements: music, instruments

Listen: www.youtube.com/watch?v=urxW5KVvriI

Play: www.praisecharts.com/songs/details/23392/desert-song-sheet-music/piano-vocal-lead-sheet

PREPARE

Instruments

Create an array of 'wilderness' and 'water' percussion instruments.

Wilderness:

Dry sand shakers, sandpaper and stick guiros, river stones as clackers, dry-leaf shakers, bottle blowers.

Water:

Jars containing various small amounts of water, teaspoons

Lyrics

Your community may enjoy singing the entire song as it can be found in commercial recordings. However, to focus the song more specifically around the lectionary reading themes of water and wilderness, you could sing just the first two verses ('This is my prayer in the desert' and 'This is my prayer in the fire') which most strongly connect with the narrative of Jesus' testing in the wilderness, as well as the alternative lyrics for the chorus (see below) which reflect the theme of God's faithfulness in the Old Testament reading (Genesis 9:8-17) and the Psalm (25:1-10) for Lent 1B.

Alternative chorus lyrics

*I will sing praise
I will sing praise
Sing of the faithfulness of all God's ways
I will rejoice
I will declare
Tell that God's faithfulness is everywhere.*

Check that you have the correct words on display, or printed in your order of service. Add the prayer if you are going to use it. Please see page 29 for a print out version.

alternative lyrics for chorus of Desert Song
Music Brooke Ligertwood additional Lyrics Bob Bennett



Soprano I will sing praise, I will sing praise, Sing of the faith - ful-ness of all God's

Vox I will re-joice, I will de-clare, Tell the world - wide that God's faith-ful-ness is ev-ery-where

SAY

Our readings today take us with Noah and Jesus through waters and wilderness.

We are going to sing a song of thanks and praise to God, who is with us wherever we are, whatever we feel, whatever challenges or joys we face.

To remind us of these places, as well as the other places in which we find God with us, and in which we can sing praise to God, we have a collection of desert and water instruments which you can choose to play during the song.

DO

Distribute instruments from several points around your gathering space (not all at the front). Percussion players should play from their places in the congregation – especially if they are young.

Finish by gathering up the instruments again. As they are returned pray:

Thankyou faithful God for your presence with us in dry rough times, in hard times, in fearful times, in wonderful times when we are overwhelmed and immersed in your love.

We will praise you.

We will tell you of our troubles.

We will look for your steadfast love. We will share your hope with others.

In dry dusty deserts. In wet watery waves. In difficult and delightful times.

In woeful and wonderful days. We will sing praise.

Amen.

Written by Beth Barnett, 2017

Lent 2B Genesis 17:1-7, 15-16 By faith

Additional text reference Romans 4:13-25

KEITH GETTY, KRISTYN GETTY, STUART TOWNEND

Getty Music Publishing, Thankyou Music. Copyright. 2009

Thankyou Music (Admin. by Capitol CMG Publishing)

CCLI Song # 5469291

www.songselect.ccli.com/Songs/5469291/by-faith

► Liturgical uses: Bible Reading reflection; Sending out

► Elements: music, repeated riff

Listen: www.youtube.com/watch?v=fXB8ihepUpE

Play: www.praisecharts.com/songs/details/15145/by-faith-sheet-music/piano-vocal-lead-sheet?key=A or www.scoreexchange.com/scores/180857.html

PREPARE

To involve people in your gathering for whom the number of words in this song might create a barrier to full engagement, introduce the option of a repeated riff at the end of each line – adding rhythmic emphasis to the song, as well as reiterating the theme!

Teach a few confident singers of any age the repeated 2 note phrase 'By faith, by faith, by faith' (see notation below).

Practice adding the phrase in between each of the lines of the verse and chorus, and rehearse this with either the recording or your live musicians.

If you have emerging musicians on various instruments (flute, recorder, clarinet, saxophone, violin, cello, trombone...) invite them to learn the simple two note riff by ear, and join in. Vary which instruments play the riff each time for added colour.

Note: Between the third and fourth lines there is only time for two repetitions: 'By faith, by faith'. See page 29 for a print out of the lines below.



SAY

Our readings today connect us with the unusual life and the even more unusual faith of Abraham and the call to find faith like Abraham. 'It depends on faith' we read in the Letter to the Romans. 'His faith was counted as righteousness'. 'He grew strong in faith'.

The life of faith is a risk-taking life, an adventurous life, a life of unknowns and uncertainties and unlike-lies. Just this one thing is sure – that God is faithfully with us, with steadfast, for-very-sure love for us, whatever the adventures or risks or uncertainties or even impossibilities.

To remind us of God's faithfulness and the lives of faith of God's people across time and now through to our lives of faith, we are going to sing the song – "By faith". There are 4 big story telling verses and a chorus.

If you like launching into words – go for it!

If you prefer to listen and ponder the words, please do that.

Everyone is invited to join in the repeated riff with our singers, the simple phrase "By faith, by faith".

DO

Teach the repeated riff 'By faith, by faith, by faith' to the whole gathering, before singing the whole song, encouraging people to engage as they are willing and able, with many words or few.

Sing the song from start to end and close in prayer

*Our Great faithful God, We come to you in faith
In the faith you give us in Christ.
Thank you for the ways that we can see your faithfulness to us,
In creation around us,
in the ancient stories of adventure,
in the example of Jesus who calls us,
in the everyday lives of one another
– you are faithful and bring us faith.
Let us live by this faith.
Amen.*

Written by Beth Barnett, 2017

Lent 3B Exodus 20:1-17 Love the Lord

LINCOLN BREWSTER

2005 Integrity's Praise! Music
(Admin. by Capitol CMG Publishing (Integrity Music [DC Cook])
CCLI Song # 4572938

www.songselect.ccli.com/Songs/4572938/love-the-lord

▶ Liturgical uses: Praise, Bible Reading reflection, Sending out

▶ Elements: music, visual signs, action, sharing

Listen: www.youtube.com/watch?v=tqCmZR6lr4

Play: www.sheetmusicdirect.us/sheetmusic/song/1000044639/love-the-lord or www.praisecharts.com/songs/details/2115/love-the-lord-sheet-music/piano-vocal-lead-sheet?key=F

PREPARE

Make 6 large signs (see samples on page 22) on A2 or larger placards.

Ask a confident body-smart person (good with actions) or a small team to practice actions for each of the words on the placards.

Love –	arms out stretched in generosity
With all –	both arms full circle clockwise
Heart –	both hands to chest
Soul –	both hands to abdomen (guts)
Mind –	both hands to head
Strength –	both arms out stretched and legs apart so whole body makes X shape.

SAY

Our reading from Exodus today is the part of the Bible most famously known as the Ten Commandments, or as the Jews knew it, the Ten Words. The first word of course is the most important - Love. Love God. We are called to Love God with our whole lives – and this is reflected over and over in restatements of the law throughout the Bible – Old and New Testaments.

Today we are going to sing this call to one another – to Love the Lord your God with all your heart, with all your soul, with all your mind and with all your strength.

With all, with all, with all.

As we sing about Loving God with all, with all, with all our being, we have the opportunity to use our voices, our bodies, to lift up visual symbols and signs, and to share our stories with one another.

DO

Teach the verse and chorus of the song simply and plainly and sing once.

Stop and ask for volunteers to hold up the signs (placards) each time the specific words are mentioned – practice this, then sing the song with the signs being displayed at the right times (it should be a bit frantic – heightening the sense of action and dynamism in the song).

Stop and invite your action person/team to come forward and demonstrate each of the Actions – inviting your congregation to join in on one of their favourite actions, or all of the actions if they like – continuing to emphasise choice and connecting with the words and ideas that are most meaningful to them.

Sing the verse and chorus again, with Placards and Actions.

Stop and invite your gathering to think of one example in their own lives in the past week or month in which they were moved to love God – either in heart, soul, mind or strength.

Did they find themselves moved to respond deep in their hearts to the goodness of God's love? Was the fire in their belly stoked for God's ways of love and justice? Were they challenged by new thoughts or insights? Were they involved in some act of service using their bodily strength to love God through serving others?

Invite them to share an example with someone around them.

Return to singing the song one more time with Placards and Actions and the stories of each other's love for God fresh in our memories.

Close with prayer

*Loving God – you have loved us first,
and shown us your commands,
giving us your good words and ways to live.
May we live more and more
with hearts grounded in your love,
souls motivated by your love,
minds assured of your love,
strongly sharing your love,
fully conscious with all our being of your love for us
and for the whole of your creation.
Amen.*

Written by Beth Barnett, 2017



LOVE

**WITH
ALL**

HEART

SOUL

MIND

STRENGTH

Lent 4B Psalm 107:1-3, 17-22 Forever

CHRIS TOMLIN

2001 sixsteps Music Admin. by Capitol CMG Publishing
CCLI Song #3148428

www.songselect.ccli.com/Songs/3148428/forever

- ▶ Liturgical uses: Praise, Prayers of the people
- ▶ Elements: music, impromptu verbal responses, optional art

Listen: www.youtube.com/watch?v=ks86XIVKaB8

Play: www.praisecharts.com/songs/details/2169/forever-sheet-music/piano-vocal-lead-sheet?key=G

or easy version: www.sheetmusicdirect.us/sheetmusic/song/1000218512/forever

PREPARE

Musicians

Make sure your musicians are confident with transitioning from the written music to repeating the refrain 'God's love endures forever' and holding the G major chord and rhythm, then transitioning back into 'Sing Praise....' when led.

Lyrics

Commercially available versions of this song will have the repeated line 'His love endures forever' (as appears in the scriptures).

If you are in the practice of using inclusive language, alter the lyrics consistently throughout to 'God's love endures forever'.

Optional art extra

Invite a creative person or small team of creative visual artists to set up a large 'canvas'. During the improvised contributions of thanks, the artist/s create images that capture the elements of the mini-stories of thanks voiced by the gathering, making a visual summary of your community's praise.

SAY

Today's Psalm – 107 – uses the phrase 'O give thanks to the LORD, for he is good; for his steadfast love endures forever.' It's an invitation for God's people to tell their stories of God's faithfulness in their lives.

Several other psalms use this phrase – often repeated – giving lots of chances for different stories to be told. Check out Psalm 118, or Psalm 136 that repeats it 26 times!

Today we are going to sing a song that tells some of the stories of God's people of old, and then we will add our own stories of God's faithful, steadfast love in our living lives now.

So as we begin to sing, I invite you to think of examples in our lives of God's faithfulness that we can share.

DO

Sing verse 1, chorus, verse 2, and chorus of 'Forever'.

After the second chorus, musicians continue with repeated refrain 'His Love endures forever' leaving two bars of tonic chord (G major) and steady rhythm between the lines.

Lead your gathering in the refrain 'God's love endures forever' 4 times, then invite impromptu suggestions from your gathering for lines giving thanks to God. Work these into a sung line that leads into 'God's love endures forever'. Invite your gathering to repeat the sung lines after you. See page 29 for a print out of the lines below.

Forever

Chris Tomlin - impromptu lines example by Beth Barnett:

Music notation for the song 'Forever'. The top line is labeled 'Voice' and the bottom line is labeled 'Piano'. The lyrics are: 'God's love en - dures for - ev - er. Give thanks for those who've dis - ci - pled us God's love en - dures for - ev - er'.

Some examples (prepare a couple of these to get things going):

- ▶ Give thanks for those who've encouraged us – God's love endures for ever
- ▶ For fresh good food to give us life – God's love endures forever
- ▶ For family and loving friends – God's love endures forever
- ▶ Forgiveness and a second chance – God's love endures forever
- ▶ Patience and strength in tough times – God's love endures forever

Don't be too concerned about the poetry or scan or making it fit rhythmically – enjoy the spontaneity of fitting the words in – and the security of the repetition 'God's love endures forever'.

After as many contributions as you have time or energy for, return to 'Sing Praise, Sing Praise' and finish with one last chorus.



**If your congregation has a number of elderly members, invite them to sit during this improvised part and then stand again to rejoin with 'Sing Praise'.*

This is the impromptu art, created by Beck Heyfron, drawing together the thankful testimonies of the gathering at North Ringwood Uniting Church, October 1, 2017 during the singing of 'Forever'.

Lent 5B Psalm 119:9-16 Bible Buzz

BETH BARNETT WITH PETTY, STOTT AND RHOOK

2007 Scripture Union Victoria

(C) use freely with acknowledgement

- ▶ Liturgical uses: Early word, before Bible readings
- ▶ Elements: music, chant, Bible reading, charting questions
- ▶ Key Bible Link: Psalm 119:10-12 “With my whole heart I seek you; do not let me stray from your commandments. I treasure your word in my heart, so that I may not sin against you. Blessed are you, O LORD; teach me your statutes.” (NRSV)
- ▶ NB: Can be used to introduce any Bible reading

Play: www.ctmresourcing.org.au/bible-buzz

DO

You will need a whiteboard or flipchart and appropriate markers.

Note that ‘Bible Buzz’ is somewhere between a rap/chant and a song. Keep the musical instrumentation sparse and the rhythm section strong.

Identify a Bible reader for Psalm 119:9-16 and have them ready to read in the middle of the song.

SAY

As we gather to listen for God through the reading of the Bible, there are a few different postures or attitudes we might take.

We might make ourselves very still, to listen carefully without distractions. That’s a great way to listen for God.

We might gather some paper and pencils ready to take notes and study and learn, and to write down what we hear. That’s a great way to listen for God.

We might also make ourselves super alert and active like busy buzzy bees – ready to engage, wonder, question, explore and discover. We can interact with the text, with God, with one another and with the things that are going on in the world. That’s also a great way to listen for God.

Today we are going to prepare ourselves for this last way – with a song “Bible Buzz.” This song stretches our brains and attention, and gets us ready for the surprising twists and turns and tricky puzzles of the Bible.

DO

Practice the intro section of 'Buzz Buzz, Bible Buzz' led by a strong confident leader and repeated by the whole gathering. Then switch around the order of the words 'Bible Bible Bible Buzz' or 'Buzz Bible Buzz Buzz' etc. – any combination is fine.

Teach the main verse of the song slowly, inviting your gathering just to join in on the key words: Seek, Find, See, Ask, Hear in speech, before moving to singing.

Once the group has mastered these words with a few repetitions of the verse, move on to the section: 'The Bible is a book that we can read, the Bible is a book that we all need.' Simply repeat this section several times, inviting the gathering to join in when they think they can.

Return to the verse.

Pause and read Psalm 119:9-16 inviting anyone who has a question as they listen to call out 'Buzz'.

At the end of the reading, explain that as you sing Bible Buzz again, if they had a 'Buzz' question from the reading, or if they've thought of one since, they are invited to come and write it (or ask for someone's help to write it) on the board.

At the end of the song, read out the questions – and invite anyone who has wondered the same thing as one of the questions to call out 'Buzz' when they hear that question.

This could lead into exploration of the text in preaching, reflection, activity and/or discussion... whatever your community does to explore the Bible and hear from God together.

Lent 6B Mark 11:1-11 Hear our Praises

REUBEN MORGAN

1998 Hillsong Music Publishing
CCLI Song # 2543402

www.songselect.ccli.com/Songs/2543402/hear-our-praises

- ▶ Liturgical uses: Praise, Sending out
- ▶ Elements: music, cardboard box construction project, impromptu interviews, prayer
- ▶ Key Bible Link: Mark 11:8 Many people spread their cloaks on the road, and others spread leafy branches that they had cut in the fields. (NRSV)

Listen: www.youtube.com/watch?v=2X4sf6HxYLU

Play: www.praisecharts.com/songs/details/1737/hear-our-praises-sheet-music/piano-vocal-lead-sheet?key=C

or easy version: www.sheetmusicdirect.com/en-US/se/ID_No/71839/Product.aspx

PREPARE

Gather:

- ▶ Cardboard boxes of various sizes - anything from cereal boxes to large white-goods cartons can work.
- ▶ Several rolls of packing tape
- ▶ Markers
- ▶ Scissors
- ▶ Coloured paper

Prepare your musicians for leading the song whilst being aware of and supportive of the simultaneous visual representation and embodied action project.

The focus of this song is on the revelation of God's Kingdom within our own streets, homes and neighbourhoods. To externalise this vision, provide cardboard boxes (a wine-box or shoebox is about the right size), markers and coloured paper. Invite people to make a replica of their own house and to place it along a 'street' down the aisle or across the front or back of your space.

If the idea of making a neighbourhood-scape is too daunting, or you lack the space, a lower-scale version, just using A4 card cut long-ways to make street signs and attached to one central pole in the middle of your space can bring this focus in a less intense way.

SAY

Our Bible reading today takes us into the streets of the little villages of Bethphage and Bethany, and the road to the nearby city of Jerusalem. Jesus is travelling on the road, and around him people cry out praises and cry out for justice, shouting "blessed is the one who comes in the name of the Lord".

The song 'Hear our praises' tells of our longing for the truth of God's glory and the outworking of God's justice to come in our streets and neighbourhoods. To help us connect this song with our neighborhoods, as we sing, you are invited to turn these cardboard boxes into your house, or your school or your favourite place in your neighbourhood, add your street name or your school or the place you catch the bus.

DO

Distribute boxes, textas and paper.

Sing 'Hear our praises' – verse 1, chorus, verse 2, chorus.

During bridge ('Hallelujah' but not sung) take some time to look at how the neighbourhood building project is going so far. This could include some impromptu interviews with the builders, asking them to identify which part of the neighbourhood they have made. Affirm that this is a place for God's love and light and justice to come, a place for God's praises to be sung and dance and lived.

After exploring and exegeting (drawing meaning out of) the cardboard neighbourhood or street signs, return to singing the chorus of 'Hear our Praises'. Repeat the first verse and chorus again, then close with prayer:

Living Lord Jesus, we know that you walked in local neighbourhoods and brought healing change and justice to ordinary people.

You showed that the kingdom of God was not far off but right in the midst of our lives together.


Help us to look for you in our neighbourhood, to work for your justice in our community, to share your good news in our homes and streets. Hear our praises for you and our longing for your kingdom.


Amen.


Written by Beth Barnett, 2017

alternative lyrics for chorus of Desert Song

Music Brooke Ligertwood additional Lyrics Beth Barnett

Soprano 
I will sing praise, I will sing praise, Sing of the faith - full-ness of all God's

S 
ways I will re-joice I will de-clare Tell that God's faith-ful-ness is ever - y -

S 
sustain

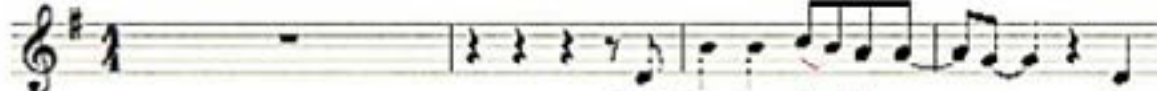


By Faith we see the hand of God In the light..

By faith by faith by faith |

Forever

Chris Tomlin - impromptu lines example by Beth Barnett

Voice 
God's love en - dures for - ev - er. Give


thanks for those who've dis - ci - pled us God's love en - dures for - ev - er

Weekly Interactive Lent

(and Take Home Activity)

To assist people to remember that we are in the season of Lent and to focus on this in their homes during the week, we invite you to prepare the following Lenten activity for each week.

PREPARE

PREPARE FOR THE WORSHIP SERVICE

In each week of Lent, we are inviting you to prepare a series of footprints that lead towards your church's central cross. In a sense, we are travelling together with Jesus towards the events of that first Easter.

Some options are:

- ▶ Draw a foot outline on A3 size card (or larger). Have one foot per week of Lent (6 feet in total). Ensure one week is a left foot and the next week is a right foot or vice versa.
- ▶ Draw a foot outline on A3 size card (or larger). Each week add a pair of feet (a right foot and a left foot) so you will need 12 feet in total throughout Lent.
- ▶ Gather 6 pairs of shoes that represent different ages, jobs or roles, particularly representing the breadth of your congregation. For example a pair of footy boots or running shoes (sneakers) or ballet shoes, gum boots, slippers, a pair of hiking boots, clown shoes, business shoes, high heels (for work or a party), casual sneakers or thongs, toddler shoes or knitted booties...

Each Sunday of Lent add another footprint or pair of footprints or pair of shoes moving towards the cross.

Write or type a prayer or Bible verse for each Sunday in Lent that can be added or attached to the shoes/footprints. We provide a suggestion for each Bible verse under the "Interactive Lent" heading in each service outline.

Additional activities:

You may also like to provide some additional activities that are 'foot' or travel related, and that provide opportunities to build and deepen intergenerational connections such as:

- ▶ a hopscotch game or 'elastics', a maze or obstacle course – different ages could assist with set up and play, keep score, share stories, encourage participation
- ▶ a labyrinth, perhaps in a hall using masking tape or a car park using chalk or a garden using rope or sticks. All ages can engage in a labyrinth, you could provide 'finger labyrinths' for those with mobility issues or provide prayer prompts on card
- ▶ organise a local walk, either around your local neighbourhood or a local walking track. You could play "I spy" or "Bingo" (look for a set list of items and take photos or check them off a list) or Alphabet Bingo (find something beginning with each letter of the alphabet while on your walk)
- ▶ invite people to share their favourite hiking/walking stories and photos or their favourite travel stories

PREPARE

PREPARE FOR HOMES

Also prepare foot outlines on A5 size card, one per household or person in your congregation. As we suggest this activity each week you will need 6 feet per household or person in total for Lent. You could invite people to take their footprints home and put them:

- ▶ near where they keep their shoes or in their everyday shoes
- ▶ near where they put their shoes on (either on the floor or a bedside table or blu tack the footprint to a nearby wall)
- ▶ on a footstool (or nearby coffee table or side table)

The same prayer or Bible verse used on the large feet in the worship service could be printed on a sticky label to peel and attach to the individual footprint during the service or the Bible verse could be glued or written on to each footprint.

LENT 1B

21 February 2021

ACKNOWLEDGEMENT OF COUNTRY

SAY

We acknowledge the _____ people, the first inhabitants and custodians of this place from time beyond remembering.

GREETINGS AND WELCOME

SAY

Welcome to Lent, a time of preparation and waiting as we travel towards the events of the first Easter, a time of growing grief, impending loss and costly sacrifice. Yet also a time with a sense of possibilities, surprising news, great joy and new life. Lent is a complex season that reflects our humanity, how so often loss and love, grief yet new possibilities are bound together, opposite sides of the same experience.

CALL TO WORSHIP

PREPARE

Put together a small multi-age team to create a “wilderness” in your foyer/sanctuary space for people to walk through as they head to their seats/pews. Perhaps use plenty of brown hessian, maybe draped over some chairs to create a sense of uneven ground, bring in some larger rocks/stones, have some dry/ scraggly plants or branches and use some blue material to be a creek or river. Include two placard signs – one saying “Look” and one saying “Listen”. The team might even like to choose some appropriate music to have playing in the background. Have the team arrive well before the service starts (or, if possible, the day before) to set up the “wilderness”.

As the service begins, have a younger member of the team prepared with the “Look” placard to hold up at the relevant time and an older person ready with the “Listen” placard.



Ensure the words are appropriately displayed as follows...

In the baptism of Jesus of Nazareth, God says:

Look!
See my chosen servant,
the One in whom I utterly delight;

I have placed my Spirit on him,

Look!
he will bring true justice to the nations.

When Jesus was baptised, the heavens opened up,

Look!
and the Spirit came down like a dove;

and there was a voice from heaven saying:

Listen!
“You are my beloved Son, with you I am delighted.”

Let us worship and praise Jesus the beloved Son of God:

Listen!
for God’s word speaking to us today!

Amen

SAY

In our Call to Worship this morning, I want to invite all the children (and/or anyone else who wants to) to join in with the words **“Look”** and **“Listen”**.

[Name] and **[Name]** will hold up the signs at the right time. Let’s practice that...**“Look” [placard held up]**...**“Listen” [placard held up]**...well done!

As well as saying the word, I’d also like you to do these actions **“Look” [point outwards with right “pointer” finger]** and **“Listen” [cup right hand to right ear]**.

Let’s practice both the word and the action... **“Look” [placard held up]**... **“Listen” [placard held up]**...excellent! I invite everyone else to join in with the words in **bold**...

DO

In the baptism of Jesus...

SONG TiS 154 Great is your faithfulness

PREPARE

Make 2-3 placards with the words “Great is your faithfulness” and arrange for 2-3 people (from different generations) to hold them up at the appropriate times during the song.

SAY

As we sing our first song this morning, I want to invite anyone who has been to a playgroup, kindergarten or school this week (grown-ups included) to join in especially enthusiastically with the words **“Great is your faithfulness”**.

To encourage you to do so, **[Name]**, **[Name]** and **[Name]** are going to hold up these signs.

Let’s practice that...**“Great is your faithfulness”**.

Well done! Now one more practice, perhaps with even more enthusiasm...**“Great is your faithfulness”** ...Excellent.

DO

Let’s sing...

INTERACTIVE LENT (and Take Home Activity)

PREPARE

Have a footprint or pair of footprints or a pair of shoes, as per the instructions on page 30.

Have A5 size footprints for each household or person.

Have copies of the following sentence and Bible verse to attach or write onto each footprint (depending on what you choose, also provide glue or textas/pens).

In this week of Lent as we journey on the road to Easter with Jesus we are called to repent and believe.

... Jesus went to Galilee and told the good news that comes from God. He said, “The time has come! God’s kingdom will soon be here. Turn back to God and believe the good news!”

Mark 1: 14-15 (CEV)

Arrange a number of stations around the room that people can walk to and collect a footprint and Bible verse. You might like to ask the musicians to play some appropriate background music or have some recorded music played.

SAY

Today as we continue into the season of Lent, we are placing the first footprint/pair of shoes on our journey to the cross. **[Have a volunteer put the footprint/s or shoes at the back of the church/end of the aisle facing towards the cross.]**

In this week of Lent as we journey on the road to Easter with Jesus we are called to repent and believe.

... Jesus went to Galilee and told the good news that comes from God. He said, “The time has come! God’s kingdom will soon be here. Turn back to God and believe the good news!”

Mark 1: 14-15 (CEV)

I invite you (or each household) to walk to one of the stations around the room to collect a footprint and Bible verse. As you walk to the station, I invite you to press your foot into the floor like you're making footprints in sand. Collect a footprint and Bible verse and glue it on to your footprint (unless pre-printed on the footprint). Please take this home and put it where you will see it and reflect on it throughout this week.

You might like to put it:

- ▶ near where you keep your shoes or inside your everyday shoes
- ▶ near where you put your shoes on (either on the floor or a bedside table or blu tack the footprint to a nearby wall)
- ▶ on a footstool (or nearby coffee table or side table)

DO

Encourage people to move to a station. Play background music while people collect a footprint and attach the Bible verse.

PRAYER OF CONFESSION

PREPARE

Prepare sufficient "mini-placards" (perhaps 30cm fairy floss sticks with sticky-taped card) for the number of people expected to be present. Place them in bowls and leave them in strategic places (eg. under seats/pews), along with a suitable supply of textas, ready for distribution at the appropriate time.

SAY

In Mark's Gospel we hear how after Jesus was baptised he was driven by the Spirit out into the wilderness: *"He was in the wilderness for 40 days, tempted by Satan, and he was with the wild beasts, and the angels waited on him"*.

Today, those who seek to walk in the ways of Jesus can be tempted by many things. We can be tempted to put the world's values before kingdom values, to take short-cuts in our faith, to seek to manipulate God – and people – to satisfy our own needs.

Take a moment to think about the things you are tempted by – and then write, or draw a symbol, of them on the back of the card provided [begin distribution of the mini-placards and textas at this point]. On the front of the card, I invite you to write "Increase my trust in you" and/or draw a picture of the Cross [allow sufficient time for this, perhaps with "Great is thy faithfulness" being played quietly as background].

As we pray our prayer of confession this morning, I invite you to respond to the phrase "God, forgive us" with **"and increase our trust in you"**. Let's practice: "God, forgive us"...**"and increase our trust in you"**. In addition, as I lead our prayer I invite you to focus on what you have written or drawn on the back of the card. When we respond together with **"and increase our trust in you"**, I invite you to focus on the front of your card.

DO

Let us pray:

Gracious God, we confess to you our reluctance to enter the wilderness places where we face our true selves, places where we are tempted to put the world's values, before your kingdom values of love, peace and justice.

God forgive us: and **increase our trust in you** *[silence]*

When we are tempted to use the gifts you give us to benefit ourselves at the expense of serving others.

God forgive us: and **increase our trust in you** *[silence]*

When we are tempted to take shortcuts in our faith, rather than being guided by the humility of Christ.

God forgive us: and **increase our trust in you** *[silence]*

When we are tempted to use bribery to influence and control people.

God forgive us: and **increase our trust in you** *[silence]*

Loving God, when we are tempted to manipulate you, to satisfy our own needs.

God forgive us: and **increase our trust in you** *[silence]*

Compassionate God,

save us from the time of trial and deliver us from evil.

Forgive us our sins and fill us with the joy and peace of your salvation.

Strengthen us with your Spirit during this Lenten season so we can trust in you as confidently as Jesus did. **Amen.**

DECLARATION OF FORGIVENESS

SAY

For Christ also suffered for our sins once and for all, the righteous for the unrighteous, in order to bring us to God (1 Peter 3:18) And so I declare to you:

Our sins are forgiven. **Thanks be to God!**

DOXOLOGY TiS 716 Father we adore you

PREPARE

Prepare three people (ideally from different generations) who will be confident to lead a section of the round.

SAY

Today we are going to have a go at singing this song as a round. We'll sing the first verse together and then go back to the start – with this part of the church *[indicate appropriately]* joining in with **[Name]**, this part of the church *[indicate appropriately]* joining in with **[Name]** and this part of the church *[indicate appropriately]* joining in with **[Name]**.

DO

Let's see how we go as we worship God in song together

READING Mark 1:9-15

PREPARE

In the week or two prior to the service, arrange for a picture or image to represent each section of the reading (as outlined below). Ideally, these images could be hand-drawn on appropriately sized placards (if this is not possible, then the images could be displayed on a screen). It would be great to allocate this task to one of the more artistic households in your community.

Arrange for four people (preferably from different generations) to hold up the signs at the appropriate time (ie. once the reading of the relevant section begins). Once held up, each sign can remain raised until the conclusion of the reading.

Ensure the designated Bible Reader is aware of the process, and perhaps encourage them to pause briefly at the end of each section to allow people a moment or two to reflect on the image/s displayed.

1. About that time Jesus came from Nazareth in Galilee, and John baptized him in the Jordan River.
2. As soon as Jesus came out of the water, he saw the sky open and the Holy Spirit coming down to him like a dove. A voice from heaven said, "You are my own dear Son, and I am pleased with you."
3. Right away God's Spirit made Jesus go into the desert. He stayed there for forty days while Satan tested him. Jesus was with the wild animals, but angels took care of him.
4. After John was arrested, Jesus went to Galilee and told the good news that comes from God. He said, "The time has come! God's kingdom will soon be here. Turn back to God and believe the good news!"

DO

Our first Bible reading this morning is from Mark chapter 1, verses 9 to 15...

EARLY WORD

SONG CS 187 The steadfast love of the Lord never ceases

READING Genesis 9:8-17

SERMON

SONG TiS 738 My Jesus, my Saviour

OFFERING AND DEDICATION

NOTICES

PRAYERS OF THE PEOPLE

PREPARE

Create three more placards – “Feed the hungry”, “Seek justice”, “Speak up for others” – and arrange for them to be held up at the appropriate time.

SAY

Often in our Prayers of the People we are drawn to engage with the needs of the world. Before we pray today, I want to encourage us to spend some time reflecting on “how we are going” as a church – locally, nationally and globally – in responding to some of these needs.

The first thing I want to invite you to do is to cluster into groups of 2-3 people **[allow a moment for people to cluster]**. Next, the invitation is for those in this part of the church **[indicate appropriately]** to engage together around how we are going - locally, nationally and globally - with “feeding the hungry” **[invite someone to come and collect the relevant placard and take back to that section of the church]**. Those in this part of the church **[indicate appropriately]** are invited to engage together around how we are going - locally, nationally and globally – as a church with “seeking justice” **[invite someone to come and collect the relevant placard and take back to that section of the church]**.

Invite those in this part of the church **[indicate appropriately]** to engage together around how we are going with “Speaking up for others”.

[allow an appropriate amount of time for discussion, perhaps with “May the mind of Christ my Saviour” being played quietly in the background]

As we pray together, I invite you to hold in your hand the “mini-placard” you made during our Prayer of Confession. I also invite you to respond to the phrase “Lord, hear us” with “**Lord, hear our prayer**”. Let’s practice: “Lord, hear us”... “**Lord, hear our prayer**”.

DO

Let us pray...

Lord hear us: **Lord hear our prayer.**

Lord, listen to our prayers for ourselves at this time.

Lord hear us: **Lord hear our prayer.**

Lord, bring to our minds the places
we have compromised the truth
for that which is convenient to us;
the times we have shut our eyes
and ears and hearts to the needs of others;
the times we have indulged ourselves to our own detriment.

Help us, dear God, to know that you forgive these things,
and give us strength to resist them in the future.

Lord hear us: **Lord hear our prayer.**

Lord, listen to our prayers for others at this time:
For those who hunger for bread but only find stones;
for those who seek justice
but can find no advocate who will help them;
for those who are in danger
and have no one watching over them.

Lord hear us: **Lord hear our prayer.**

Lord, speak to us in the silence of our hearts.

Show us the way to go...

Lord hear us: **Lord hear our prayer.**

We pray to you in the name of Jesus. **Amen.**

SONG TiS 609 May the Mind of Christ my Saviour

COMMISSION AND BLESSING

SONG TiS 768 Praise God from whom all blessings flow

Nb. This suggested outline has involved the preparation of a number of placards. At the conclusion of the service, these placards (from the Call to Worship, the song "Great is your faithfulness", the Bible reading and the Prayers of the people) could be collected and added to the "wilderness".

ACKNOWLEDGEMENT OF COUNTRY

SAY

We acknowledge the _____ people, the first inhabitants and custodians of this place from time beyond remembering.

GREETING AND WELCOME

CALL TO WORSHIP

PREPARE

Find an image of a path, a dirt track, some type of 'travelling place' or invite someone to take a photo of a popular walking track in your local area. Project this image so that the congregation can see it during the Call to Worship. Include the phrase to be said together on the screen, perhaps along the top or bottom of the image.

SAY

In Mark's Gospel we hear how Jesus said to the crowd: "If any want to be my disciples, let them deny themselves and take up their cross and follow me." I invite you to reflect on the image on the screen and to say the words in response. When we say "**We journey on in trust**" I invite you to clench your hands into fists. When we say "**for God never turns away**" I invite you to open up your hands.

Let's begin.

DO

Welcome into this travelling place,
all those who seek out a path.

We journey on in trust [clench a fist]
for God never turns away [open hand].

Welcome into this travelling place,
those who seek out love.

We journey on in trust [clench a fist]
for God never turns away [open hand].

Welcome into this travelling place,
those who seek out God.

We journey on in trust [clench a fist]
for God never turns away [open hand].

SONG CS 187 The steadfast love of the Lord

PREPARE

Find an image of a sunrise or invite someone to take a photo of a sunrise in your local area, perhaps using your church building somehow. Project this image so that the congregation can see it during the first song or at least during the introduction to the first song.

SAY

(project sunrise image) I invite you to find someone to chat with, preferably a different generation to yourself, and each share in 30 seconds what your favourite time of day is and why? **[allow 1 minute and regain attention]**

Now in 30 seconds each share what is your favourite part of nature, something from God's creation that isn't human beings, for example the beach, a sunrise, flowers, particular animals...

As we sing our first song "The steadfast love of the Lord" I invite you to clench your hands into fists for the first and second lines and then open up your hands for the third and fourth lines.

DO

Let's stand and sing together...

INTERACTIVE LENT (and Take Home Activity)

PREPARE

Have a footprint or pair of footprints or a pair of shoes, as per the instructions on page 30.

Have A5 size footprints for each household or person.

Have copies of the following sentence and Bible verse to attach or write onto each footprint (depending on what you choose also provide glue or textas/pens).

In this week of Lent as we journey on the road to Easter with Jesus we are called to forget about ourselves, take up our cross and follow Jesus.

Jesus then told the crowd and the disciples to come closer, and he said: "If any of you want to be my followers, you must forget about yourself. You must take up your cross and follow me."

Mark 8: 34 (CEV)

Arrange a number of stations around the room that people can walk to and collect a footprint and Bible verse. You might like to ask the musicians to play some appropriate background music or have some recorded music played.

SAY

Today as we enter into the season of Lent, we are placing the second footprint/pair of shoes on our journey to the cross. **[Have a volunteer put the footprint/s or shoes from the back of the church to the front, presumably down an aisle and ideally towards a cross].** In this week of Lent as we journey on the road to Easter with Jesus we are called to forget about ourselves, take up our cross and follow Jesus.

Jesus then told the crowd and the disciples to come closer, and he said: "If any of you want to be my followers, you must forget about yourself. You must take up your cross and follow me."

Mark 8: 34 (CEV)

I invite you (or each household) to walk to one of the stations around the room to collect a footprint and Bible verse. As you walk to the station, I invite you to count how many steps you take. Collect a footprint and Bible verse and glue it on to your footprint (unless pre-printed on the footprint). Please take this home and put it where you will see it and reflect on it throughout this week.

You might like to put it:

- ▶ near where you keep your shoes or inside your everyday shoes
- ▶ near where you put your shoes on (either on the floor or a bedside table or blu tack the footprint to a nearby wall)
- ▶ on a footstool (or nearby coffee table or side table)

DO

Encourage people to move to a station. Play background music while people collect a footprint and attach the Bible verse.

PRAYER OF CONFESSION


PREPARE

Have the words displayed and clearly identify who will say which lines.

SAY

For our prayer of confession, I invite this side of the room **[and identify which half]** to say the words in **blue** and open up your hands and raise them upwards. I invite the other side of the room **[and identify which half]** to say the words in **red** and to clench your hands into fists and raise them up. We will say the final lines together.

Let's pray...



DO

**Loving God, We talk a lot about faith
yet are slow to risk what we believe,**

**We accept your forgiveness
yet we fail to share it with others,**

**We praise the truth
yet we tell lies,**

**We are called to love
yet we place conditions on our loving,**

**We urge hope for others
yet we live like cynics,**

**We honour Christ's Cross
yet we try to avoid our own.**

ALL:

Faithful God, help us to deal with our stumbles in the faith.

By your Spirit cleanse and reform us to be more like Christ.

**Free us to live our faith in you boldly, carrying our cross as we follow
Jesus.**

In his name we pray. Amen

DECLARATION OF FORGIVENESS

SAY

When we are in Christ we are a new creation; the old life has passed away and the new life has come. All this is from God who through Christ has judged us as righteous.

Your sins are forgiven. **Thanks be to God!**

DOXOLOGY TiS 730 Jesus remember me

READING Mark 8:31-38

PREPARE

Download and access this video from Bible Society Australia's Wild Bible series of animations: www.youtube.com/watch?v=G1DdKxN-k8U. This clip is just over one minute long and uses animation for Mark 8:31-38 from the CEV.

SAY

For our Bible reading today we are going to watch an animated version. Afterwards, you'll be invited to share with someone about this clip.

DO

Play the animation.

SAY

I now invite you to find someone to chat with, it might be the same person you chatted with earlier or someone else, preferably someone a different generation to yourself. I invite you to each share briefly something that surprises you or something that confuses you in this Bible passage (allow time).

EARLY WORD**SONG TiS 412 God sends us his Spirit****SERMON****SONG TiS 583 Take up your cross the Saviour said****OFFERING AND DEDICATION****NOTICES****PRAYERS OF THE PEOPLE**

PREPARE

Arrange for the designated musician/s to become very familiar with the song "Understanding through you Lord" (www.heatherprice.com.au/downloads/from-the-ashes/ and www.heatherprice.com.au/downloads/01-understanding-through-you-lord/). This song is very effective if sung unaccompanied, but requires a reliable voice to lead and at least one or two reliable voices to lead the responses.

Gather a large collection of miscellaneous mugs. The more variety, the more quirky and individual the cups, the better. You will need at least one for each person in your gathering. Provide a wide-mouthed tub not more than half filled with water. Lay plastic sheeting on the floor if you are sensitive about potential spills on the carpet. Arrange for someone, or perhaps a pair of people, to keep watch over the logistics of the cups and make sure any mishaps are avoided early.

Participants will be invited to dip a cup into the tub and set a cup on a table holding a small amount of water as a symbol of the peace they are praying for. The act of taking symbols for our prayers is also effective if led by a few people who have been prepared beforehand to begin the process unannounced.

However, if you think your community is too word-dependent for this to work, arrange for the words below to be displayed (eg. on ppt or by making a large poster) outlining the process.

Eg: "Our prayers of the People today will be led with music. You are invited to join in with sung prayers, you are invited to come and dip a cup into the cool water as a prayer for peace for someone or somewhere or something."

SAY

(as little as possible)

DO

To introduce this song to your church community teach the simple three note refrain "I pray peace" simply by beginning to sing 'I pray peace' and leaving two beats of rest between the phrases. Repeat at least four times, or until the gathering has begun to join in. No need to display words – develop your community's capacity to learn and participate without written cues as a means of heightening the other senses engagement and levelling the playing field among those who are pre-literate, post-literate, illiterate, vision impaired or literate in languages other than the one predominantly used in your gathering.

Once this refrain is established, begin to add in the other lyrics, led by your strong singer, between the refrain.

After singing all the way through once, begin the song again, and those who have been pre-arranged to initiate filling cups, can start to move around the space adding these symbols to the sung prayers. Assist children or those with shaky hands or accessibility constraints to participate too.

SONG TiS 571 Forth in your name O Lord I go

COMMISSION AND BLESSING

BLESSING SONG TiS 531 Sent forth by God's blessing

LENT 3B

7 March 2021

ACKNOWLEDGEMENT OF COUNTRY

SAY

We acknowledge the _____
people, the first inhabitants and custodians of this place from time beyond
remembering.

GREETING AND WELCOME

SAY

Leader:
The Peace of the Lord be with you

People:
And also with you!

CALL TO WORSHIP

PREPARE

Prepare a PowerPoint slide with the Call to Worship words using three
different colours as explained below.

SAY

As we gather in worship today, we remind ourselves that when God speaks,
things happen!

Our Call to Worship is going to include all our voices. I will say the first plain
line, and I invite all people under 50 to say the **green line**, and then all people
over 50 to say the **red line**.

Are you ready?



Leader:

When God speaks, all creation answers:

Under 50:

the bright autumn moon cries, 'Glory!'

Over 50:

the sun hums a song as it warms the earth.

L:

When God speaks, lives are changed:

Under:

those held hostage by oppression are set free;

Over:

the voiceless shout the story of salvation.

L:

When God speaks, everything is turned inside out:

Under:

the wise learn the language of grace from little children;

Over:

the strong take lessons from the powerless.

ALL:

Amen

SONG TiS 607 Make me a channel of your peace

PREPARE

Arrange a multi-generational group of appropriately gifted (or at least enthusiastic) people to prepare and present some liturgical movement/ dance based on this song. Ensure they are well-practiced. Make appropriate arrangements with those responsible for leading the music (ie. First time through, everyone sings whilst remaining seated. Second time through, music plays whilst dancers dance. Third time through, everyone stands to sing).

SAY

Please remain seated as we sing through once and when the dancers' dance. Then please stand as we sing again.

INTERACTIVE LENT (and Take Home Activity)

PREPARE

Have a footprint or pair of footprints or a pair of shoes, as per the instructions on page 30.

Have A5 size footprints for each household or person.

Have copies of the following sentence and Bible verse to attach or write onto each footprint (depending on what you choose also provide glue or textas/ pens).

In this week of Lent as we journey on the road to Easter with Jesus we are called to hear and obey the 10 Commandments through Jesus' words (that we call the 'greatest commandments').

Love the Lord your God with all your heart and with all your soul and with all your mind and with all your strength.' The second is this: 'Love your neighbour as yourself.' There is no commandment greater than these."

Mark 12: 30-31 (CEV)

Arrange a number of stations around the room that people can walk to and collect a footprint and Bible verse. You might like to ask the musicians to play some appropriate background music or have some recorded music played.

SAY

Today as we continue the season of Lent, we are placing the third footprint/ pair of shoes on our journey to the cross. **[Have a volunteer put the footprint/s or shoes from the back of the church to the front, presumably down an aisle and ideally towards a cross].** In this week of Lent as we journey on the road to Easter with Jesus we are called to hear and obey what is sometimes called "the great commandments".

Love the Lord your God with all your heart and with all your soul and with all your mind and with all your strength.'... 'Love your neighbour as yourself.' There is no commandment greater than these."

Mark 12: 30-31 (CEV)

I invite you (or each household) to walk to one of the stations around the room to collect a footprint and Bible verse. As you walk to the station, I invite you to do a 'funny' walk, maybe lift your knees up high or swing your legs out sideways. Collect a footprint and Bible verse and glue it on to your footprint (unless pre-printed on the footprint). Please take this home and put it where you will see it and reflect on it throughout this week.

You might like to put it:

- ▶ near where you keep your shoes or inside your everyday shoes
- ▶ near where you put your shoes on (either on the floor or a bedside table or blu tack the footprint to a nearby wall)
- ▶ on a footstool (or nearby coffee table or side table)

DO

Encourage people to move to a station. Play background music while people collect a footprint and attach the Bible verse.

PRAYER OF THANKS AND CONFESSION

PREPARE

Gather enough post-it notes or A5 papers for two pieces per person, and some pens/colours for writing/drawing. During the prayer people will be invited to come forward, stick/pin their thanks to a pin board/sticky board and leave their confession scrunched or folded down at the foot of the cross. It may be helpful to put a large bowl below your cross.

SAY

I invite you to hand around the sticky notes/paper and textas. Each person will need two pieces of paper and at least one texta. During our prayers of thanks and confession, instructions will be provided about what to do with the paper and textas.

We come to a time of prayer – where we give thanks to God for those ways we have noticed God breaking into our lives and blessing the world in which we live. We also take time to confess to God, those things we have done we regret and perhaps things we haven't done but we really should have. It's important to do both these things as we seek to live the way God leads us in God's plan for justice, peace, love, and reconciliation.

DO

Let us pray.

God of all heaven and Earth,
We give thanks that you made us all unique,
with special gifts for helping in your mission in the world.

We also give thanks for those things which touch our own lives,
and remind us of the beauty, generosity, and grace of your spirit, O God.

These blessings we should not keep to ourselves but share to inspire others,
within and beyond our church.

We take time now to write or draw a blessing or thanksgiving we want to
share with our community here.

[1 min pause – you could play some gentle music here]

Loving God,

We also take time to acknowledge the things we need to confess, the ways
we contribute to the brokenness in our world, even when we do not mean
to. Sometimes we do things that hurt others by accident, and we are sorry
when this happens.

Sometimes we do things on purpose, or don't do things, and this also can
hurt others and your world, O God.

We take time now to write or draw something that symbolises our
confession. I encourage you once you've put a word or a drawing to scrunch
up this paper or keep folding it in half, over and over until it's really small!

When you are ready, I invite you to come forward, and put the thanksgiving
on the board so we can share these with one another, and drop your little
ball of confession at the foot of the cross, to hand it over to Jesus' redeeming
power and grace, and walk away, back to your seat.

***[Have a bracket of around 2-4 minutes with some gentle background
music for people to come forward with their prayers].***

After everyone or at least most have come forward, conclude the prayer, by
saying "these things we pray in Jesus name, Amen".

DECLARATION OF FORGIVENESS

SAY

God's foolishness is wiser than human wisdom and God's weakness is stronger than human strength. For the message about the cross is foolishness to those who are perishing but to us who are being saved it is the power of God.

Your sins are forgiven. **Thanks be to God!**

SONG TiS 170 Thank you, thank you Lord

PREPARE

Ensure the musicians are aware of playing the song softly during the initial time of prayer and sharing.

If possible, during the Prayers of Thanks, have a look at the prayers people have written to give yourself an idea of what you might pray/which ones you might share.

SAY

As the musicians begin to play our next song, I'd like to read out some of our prayers of thanks that we wrote just before. Thank you, thank you Lord for... (read aloud 3-5 prayers that cover different topics).

I invite you to turn to someone near you, perhaps someone of a different age, and share what you thank God for either about our church or something in this season of Lent.

DO

Allow time for people to share then invite people to stand and sing.

READING Exodus 20:1-17

PREPARE

You will need to print or write 20 A4 size signs. On 10 of the cards, number them 1 through 10 (so a different number on each card). On the other 10 cards, have a key phrase that corresponds with each of the 10 commandments (the key phrases for these cards are highlighted in red on the next page).

SAY

Our Scripture reading today is the 10 commandments. I wonder how well you know these? I will need a few helpers as we hear this reading today ***[invite a mixture of ages to the front – between 5-10 people].***

As we hear this Scripture, I need you to match up each commandment with its number. Can someone please put out our numbers first? ***[hand number cards to person to lay out in order].***

Then these commandment cards are all mixed up, so listen carefully so we can put them in the order as we hear them.

[hand out commandment cards, 1-2 per person depending on volunteers].

Are you ready?

Let's read the Bible passage from Exodus 20:1-17 (CEV).

God said to the people of Israel:

I am the Lord your God, the one who brought you out of Egypt where you were slaves.

Do not worship any god except me.

Do not make idols that look like anything in the sky or on earth or in the ocean under the earth.

Don't bow down and worship idols.

I am the Lord your God, and I demand all your love. If you reject me, I will punish your families for three or four generations. But if you love me and obey my laws, I will be kind to your families for thousands of generations.

Do not misuse my name.

I am the Lord your God, and I will punish anyone who misuses my name.

Remember that the Sabbath Day belongs to me.

You have six days when you can do your work, but the seventh day of each week belongs to me, your God. No one is to work on that day—not you, your children, your slaves, your animals, or the foreigners who live in your towns.

In six days I made the sky, the earth, the oceans, and everything in them, but on the seventh day I rested. That's why I made the Sabbath a special day that belongs to me.

Respect your father and your mother,

and you will live a long time in the land I am giving you.

Do not murder.

Be faithful in marriage.

Do not steal.

Do not tell lies about others.

Do not want anything that belongs to someone else.

Don't want anyone's house, wife or husband, slaves, oxen, donkeys or anything else.

DO

As the passage is read, allow the volunteers to arrange themselves / the cards in order, displaying the 10 commandments. At the end, invite the volunteers to display the cards. Thank them for their help and invite them to return to their seats.

EARLY WORD

SONG TiS 453 We limit not the truth of God

READING 1 Corinthians 1:18-25

SERMON

OFFERING AND DEDICATION

NOTICES

PRAYERS OF THE PEOPLE

SAY

During our Prayers of the People, after I say “God hear us” I invite you to join in with the response **“Help us do what is right and good for all”** and give a big thumbs up when you say this.

Let’s practice: “God hear us” **“Help us do what is right and good for all”** *[encourage response and thumbs up]*.

Well done. Let’s pray.



DO

God, help us turn away from the gods of wealth, social status, greed and power; help us to respect you and your creation and all its creatures.

God hear us: **Help us do what is right and good for all.**
[thumbs up]

God, help us move beyond a preoccupation with possessions and money; help us make sure that all people have the opportunity for rest and recreation and that all workers are treated with respect and have the wages and time to live in dignity.

God hear us: **Help us do what is right and good for all.**
[thumbs up]

God, help us to look beyond ourselves and to respect those who are our elders, especially those who are poor or otherwise in need.

God hear us: **Help us do what is right and good for all.**
[thumbs up]

God, help our nations to live in peace and bring an end to all the killing; God, help us to have healthy and respectful relationships on all levels and to treat no person as an object or thing.

God hear us: **Help us do what is right and good for all.**
[thumbs up]

God, help us and help our government, our corporations, and all our institutions to work for the common good of all people, especially the poor, and not to take what is not right. God, help us to make sure that integrity and transparency are part of our public life.

God hear us: **Help us do what is right and good for all.**
[thumbs up]

God, help us to look beyond our selfish desires and respect the common good of the whole community. God, help us to treat no human person as a possession for our use but as a creation of God filled with dignity and entitled to respect.

God hear us: **Help us do what is right and good for all.**
[thumbs up]

SONG TiS 635 Brother, sister, let me serve you

COMMISSION AND BLESSING

LENT 4B

14 March 2021

ACKNOWLEDGEMENT OF COUNTRY

SAY

We acknowledge the _____
people, the first inhabitants and custodians of this place from time beyond
remembering.

GREETING AND WELCOME

CALL TO WORSHIP

PREPARE

Prepare the words below so that they can be easily read by the congregation
(eg. ppt or in the news sheet).

For God so loved the world [John 3:16]

The birds, the animals, the fish and the people.

For God so loved the world; [John 3:16]

**In success and failure, in sickness and health,
in mediocrity and extraordinary.**

For God so loved the world; [John 3:16]

**Enough to become one of us,
enough to suffer along with us,
enough to offer new life for us.**

For God so loved the world! [John 3:16]

Let us worship God!

SAY

One of the most well-known verses in the Bible is John 3:16
– For God so loved the world that he gave his only Son, so that everyone who
believes in him may not perish but may have eternal life. To help us remember
where these famous words come from, I want to invite you to do this...

John 3

***[Hold up right hand with thumb, pointer and middle fingers pointing
upwards]***

16

***[Hold up both hands with all fingers up, close hands, then open with all left
hand fingers and right hand pointer finger pointing up.]***

Let's practise that John 3.....16... Now, a little faster John 3....16....faster again
John 3..16. and as fast as you can John 3.16. Good work! As well as joining in
with the words in **bold**, I'd like you to join in with those actions whenever I say
John 3:16... John 3:16

DO

For God so loved the world [John 3:16]...

SONG TIS 217 Love divine, all loves excelling

SAY

Love is a common theme in many songs – songs that we sing in church and songs we might listen to on our devices. As we prepare to sing our first song, I'd like everyone to cluster in groups of three (ideally with a younger person, an older person and someone in-between). Go!

[allow time for people to form groups]

Great! Now we're in our groups, I'm going to give you one minute to come up with as many songs as you can with the word "Love" in the title. Ready...set...go!

[allow a minute]

I invite you to stand up if your group had more than 15 songs... excellent, stay standing...more than 10 songs...well done, stay standing... more than 5 songs, great work, stay standing...more than 1 song...good on you! Over morning tea, you might like to ask someone from another group what they came up with – and see whether any of their songs matched your songs!

DO

I also wonder if any of our groups came up with "Love divine, all loves excelling"? As we're all standing, let's sing this great hymn together...

INTERACTIVE LENT (and Take Home Activity)

PREPARE

Have a footprint or pair of footprints or a pair of shoes, as per the instructions on page 30.

Have A5 size footprints for each household or person.

Have copies of the following sentence and Bible verse to attach or write onto each footprint (depending on what you choose also provide glue or textas/pens).

In this week of Lent as we journey on the road to Easter with Jesus we are called to believe in Jesus.

For God so loved the world that he gave his only Son, so that everyone who believes in him may not perish but may have eternal life. John 3: 16 (CEV)

Arrange a number of stations around the room that people can walk to and collect a footprint and Bible verse. You might like to ask the musicians to play some appropriate background music or have some recorded music played.

SAY

Today as we continue the season of Lent, we are placing the fourth footprint/pair of shoes on our journey to the cross. (Have a volunteer put the footprint/s or shoes from the back of the church to the front, presumably down an aisle and ideally towards a cross.) In this week of Lent as we journey on the road to Easter with Jesus we are called to believe in Jesus.

For God so loved the world that he gave his only Son, so that everyone who believes in him may not perish but may have eternal life.

John 3: 16 (CEV)

I invite you (or each household) to walk to one of the stations around the room to collect a footprint and Bible verse. As you walk to the station, I invite you to think about how the floor feels underfoot. Collect a footprint and Bible verse and glue it on to your footprint (unless pre-printed on the footprint). Please take this home and put it where you will see it and reflect on it throughout this week.

You might like to put it:

- ▶ near where you keep your shoes or inside your everyday shoes
- ▶ near where you put your shoes on (either on the floor or a bedside table or blu tack the footprint to a nearby wall)
- ▶ on a footstool (or nearby coffee table or side table)

DO

Encourage people to move to a station. Play background music while people collect a footprint and attach the Bible verse.

PRAYER OF CONFESSION

PREPARE

Arrange for a multi-generational drama group of about 4 people to contribute in the following way...

After the phrase "We can be full of complaints and dissatisfaction", have them offer four lines (each with an appropriate action/pose)

Eg. "That's not fair"

Eg. "Why does it have to be me?"

Eg. "How come they've got more than me?"

Eg. "This really isn't good enough!"

After the phrase "We can fail to see the bigger picture of oppression, injustice, and inequality around us", have them offer four lines (each with an appropriate action/pose)

Eg. Hunger

Eg. Homelessness

Eg. Racism

Eg. Violence

After the phrase “So we can live your ways of love, peace and justice”, have them offer four lines (each with an appropriate action/pose)

- Eg. “Love our neighbours”
- Eg. “Make peace”
- Eg. “Seek justice”
- Eg. “Feed the hungry”

SAY

As we pray our Prayer of Confession today, I invite you to respond to the phrase “God forgive us” with “**God forgive us**”. Let’s practice: “God forgive us”... “**God forgive us**”

DO

Let us pray...

Patient God, like the Israelites in the desert, we can be full of complaints and dissatisfaction.

[pause while the drama team presents]

Like the Israelites we can forget that you bless our lives each day.
Forgive us when we become so comfortable
that we complain about the smallest details of our lives.

God forgive us: **God forgive us**

Like the Israelites, we can fail to see the bigger picture of oppression, injustice, and inequality around us.

[pause while the drama team presents]

Please, forgive us when we close our eyes
to the needs of those less fortunate;
Keep sending loving and compassionate leaders
to open our eyes until we see what you see in our world.

God forgive us: **God forgive us**

**God forgive us and free us from our failings
so we can live your ways of love, peace and justice,**

[pause while the drama team presents]

in Jesus’ name. **Amen.**

DECLARATION OF FORGIVENESS (Hebrews 5:9)

SAY

For God so loved the world [John 3:16] God sent his son into the world, not to condemn it but in order that the world might be saved through him.

Our sins are forgiven. **Thanks be to God!**

DOXOLOGY TiS 717 Give thanks with a grateful heart

SAY

As we respond with gratitude to God's grace to us today, let us do so not just with our voices but with our bodies as well. I invite you to join with me in these actions **[model actions as described below]**...

Give thanks with a grateful heart,

[Raise both arms and then slowly lower hands to heart]

give thanks to the Holy One,

[Raise both arms, lower them to the right – bending at elbows - and raise them again]

give thanks

[Stretch both arms forward]

because he's given Jesus Christ his Son!

[Outstretch arms to the sides]

And now let the weak say, 'I am strong'

[Slowly bend arms from elbows to make a "muscle" pose]

let the poor say, 'I am rich

[Begin with tips of left fingers on left shoulder/right tips on right shoulders and bend forearms down, with palms upward, until parallel with the ground]

because of what the Lord has done for us.'

[Stretch both arms forward, then outstretch them to the sides]

DO

Let us sing together...

READING John 3:16-21

PREPARE

Prepare a version of the text for the congregation to read (ideally ppt, but a printed version is also fine) with all the words beginning with **L printed in red**, **S printed in purple** and **G printed in blue** (or whatever colours work best in your context).

Practice the reading process with the designated Bible Reader.

SAY

As we read the Bible together this morning, from John chapter 3 verses 16 to 21, I invite you to join in – enthusiastically – with all the words starting with "L".

DO

God **loved** the people of this world so much that he gave his only Son, so that everyone who has faith in him will have eternal **life** and never really die...

[Pause at this point and affirm how well people have joined in. Say that because they have done so well, you're going to step it up a level. Divide the group into two, with one half to still read the words in red beginning with L and the other half to read the words in purple, beginning with S. Return to the beginning and read again...]

God **loved** the people of this world so much that he gave his only **Son, so** that everyone who has faith in him will have eternal **life** and never really die.

[Pause again, affirming how exceptionally talented the congregation is. Say that you are going to make it more challenging again. This time divide the group into thirds, with one third to still read the words in red, one third to read the words in purple and the final third to read the words in blue. Return to the beginning - making sure you cue the "blue" people in appropriately - and this time proceed to the end of the passage].

God loved the people of this world so much that he **gave** his only **Son, so** that everyone who has faith in him will have eternal **life** and never really die. **God** did not send his **Son** into the world to condemn its people. **God sent** him to **save** them! No one who has faith in **God's Son** will be condemned. But everyone who doesn't have faith in him has already been condemned for not having faith in **God's** only **Son**.

The **light** has come into the world, and people who do evil things are judged **guilty** because they **love** the dark more than the **light**. People who do evil hate the **light** and won't come to the **light**, because it clearly **shows** what they have done. But everyone who lives by the truth will come to the **light**, because they want others to know that **God** is really the one doing what they do.

[Extra Tip: It can be really helpful if the Reader pauses slightly before each coloured word and points to the relevant group]

EARLY WORD

SONG TiS 220 This, this is the God we adore

READING Numbers 21:4-9

SERMON

SONG TiS 690 Beauty for brokenness

OFFERING AND DEDICATION

NOTICES

PRAYERS OF THE PEOPLE

PREPARE

Place sufficient balloons (enough for one balloon for every three people), with suitable textas, in containers around your worship space, ready for distribution at the appropriate time.

Have someone prepared to tie all the balloons together at the appropriate time.

SAY

As we prepare to pray our Prayers of the People, I'd like everyone to cluster in groups of three (ideally with a younger person, an older person and someone in-between). Go! ***[allow time for people to form groups]***

Each group will need one person to blow up the balloon and one person to write or draw on the balloon. The invitation is to identify one country (or place) in the world you would like to pray for and a word (or phrase) that summarises what you want to pray for – and then draw /write the place and the prayer on your balloon. Once you have done so, bring your balloon up the front and we will tie them all together as a massive “Balloon Prayer”.

[allow time for people to engage, perhaps with “Filled with the Spirit’s Power” being played as background music. Once most people have brought their balloons forward, continue with...]

As we pray our Prayer's of the People today, I invite you to respond to the phrase “We pray to you” with **“save the world you love”**. Let's practice: “We pray to you”... **“save the world you love”**.



DO

Let us pray...

We pray for a world that is sick through our sinful ways,
with an environment and economies that are out of balance,
with nations and races that are out of balance.

We pray to you: **save the world you love.**

We pray for people in places of conflict and danger today,
for those who give their lives to keep their families, friends,
and neighbors safe; and for our leaders.

We pray to you: **save the world you love.**

We pray for people who are sick and afflicted through our sinful ways,
sick and afflicted through broken relationships,
sick and afflicted because of hunger and poverty,
sick and afflicted because of bodies distressed and near death.

We pray to you: **save the world you love.**

We pray for those who are imprisoned or alone today,
for those who are ill or infirm,
and for those who mourn.

We pray to you: **save the world you love.**

We pray for your Church, sent to heal and deliver our world but beset by fears,
bogged down by petty problems,
broken by stingy ears and overly lavish egos.
We pray for this congregation gathered here.

We pray to you: **save the world you love.**

God, we thank you for your steadfast love and your wonderful works.
Remake our lives as thanksgiving sacrifices.
Send us forward to tell of your deeds with songs of joy.

In the name of your Son, Jesus Christ. **Amen.**

SONG TiS 411 Filled with the Spirit's power

COMMISSION AND BLESSING

BLESSING SONG TiS 776 The Lord bless you and keep you

LENT 5B

21 March 2021

ACKNOWLEDGEMENT OF COUNTRY

SAY

We acknowledge the _____
people, the first inhabitants and custodians of this place from time beyond
remembering.

GREETING AND WELCOME

CALL TO WORSHIP

PREPARE

While reading the opening verse from John 12:24, 25:

- ▶ display an image of grains of wheat
- ▶ or have a bowl filled with grains of wheat and prepare a volunteer to lift up handfuls and let them slide through their fingers back into the bowl.

Prepare the Call to Worship words and the conversation questions on PowerPoint slides or posters as outlined here.

Leader:

Each day is a gift from God,

All:

each moment is that opportunity to reach out in service to all creation.

What do you or could you do to 'serve creation'?

Leader:

Each day is a reminder of the new covenant:

All:

not written on stone tablets easily broken, but inscribed on our hearts filled with joy and hope.

What fills you with joy or hope?

Leader:

Each day we draw closer to God:

All:

**who has forgotten more than we ever learn;
who has forgiven us more than we ever acknowledge.**

Amen!

Give each other a hand shake or a high 5!

SAY

“Very truly, I tell you, a grain of wheat remains no more than a single grain unless it is dropped into the ground and dies. If it does die, then it produces much fruit. Those who love their life will lose it and those who hate their life in this world will keep it for eternal life”

John 12:24,25

In our Call to Worship I invite you to read the words in bold. We will also pause during the Call to Worship and I invite you to find someone from a different generation to yourself and share your response to the questions displayed.

Let's begin...

DO

Each day is a gift from God,

each moment is that opportunity to reach out in service to all creation.

I invite you to find someone from another generation and each share for up to 30 seconds: what do you or could you do to 'serve creation'? [allow time]

Each day is a reminder of the new covenant:

**not written on stone tablets easily broken,
but inscribed on our hearts filled with joy and hope.**

I invite you to again share with each other for up to 30 seconds each: What fills you with joy or hope? [*allow time*]

Each day we draw closer to God:

**who has forgotten more than we ever learn;
who has forgiven us more than we ever acknowledge.**

Amen!

Give each other a hand shake or a high 5!

SONG TiS 477 Jesus calls us here to meet him

PREPARE

During this song we're inviting people to make a paper chain that links strips of paper. Before the service, cut strips off an A4 sheet of paper (portrait) about 3cm wide. Cut enough strips for everyone to have at least one. Provide pens or textas for everyone and a few staplers.

Explain to the musicians that we will pause singing between each verse for the activity while they continue playing background music.

Identify a few volunteers who can assist with linking the paper strips and stapling them into a paper chain at the end.

Depending on the size of your congregation and the time you have, you may like to collect the paper strips up and get the volunteers to complete the paper chain.

SAY & DO

During this song we're going to make a paper chain. Please hand out at least one paper strip to each person and a texta or pen.

Between each verse we will pause our singing and I will invite you to write a word or two on your paper strip. At the end of the song we will start to make a paper chain.

Let's remain seated and sing verse 1: Jesus calls us here to meet him

At the end of verse 1, pause the singing while musicians continue to play.

In this verse we are encouraged to Praise God, Son and Spirit. I wonder what you could praise God for today? Perhaps write a word or two of praise on your paper strip.

[allow time]

Let's continue with verse 2: Jesus calls us to confess him

At the end of verse 2, pause the singing while musicians continue to play.

In the second verse we are encouraged to tell people about Jesus. I wonder what you might tell someone about Jesus?

Perhaps write a word or two about Jesus on your paper strip.

[allow time]

Let's continue with verse 3: Jesus calls us to each other

At the end of verse 3, pause the singing while musicians continue to play.

In this final verse we are encouraged to join hands together across our differences. I wonder who you could connect with here this morning or perhaps in our wider community? Perhaps write their first name or initials on your paper strip or perhaps write your own name.

When you are ready, find a stapler and make a loop with one of the paper strips then loop someone else's strip through your loop to make a chain. Pass the stapler and the chain around to enable other people to loop their strip to the paper chain. **[Name]** and **[Name]** are available to assist you.

[allow a few minutes as appropriate]

I invite you to sing the third verse again while **[name]** and **[name]** collect up the paper chains, any paper strips still to be added and the textas/pens.

Let's stand together as you are able and sing verse 3 again.



INTERACTIVE LENT (and Take Home Activity)

PREPARE

Have a footprint or pair of footprints or a pair of shoes, as per the instructions on page 30

Have A5 size footprints for each household or person.

Have copies of the following sentence and Bible verse to attach or write onto each footprint (depending on what you choose also provide glue or textas/pens).

In this week of Lent as we journey on the road to Easter with Jesus we are called to give up our lives to be given eternal life.

I tell you for certain that a grain of wheat that falls on the ground will never be more than one grain unless it dies. But if it dies, it will produce lots of wheat. If you love your life, you will lose it. If you give it up in this world, you will be given eternal life.

John 12:24,25 (CEV)

Arrange a number of stations around the room that people can walk to and collect a footprint and Bible verse. You might like to ask the musicians to play some appropriate background music or have some recorded music played.

SAY

Today as we continue the season of Lent, we are placing the fifth footprint/pair of shoes on our journey to the cross. **[Have a volunteer put the footprint/s or shoes from the back of the church to the front, presumably down an aisle and ideally towards a cross].** In this week of Lent as we journey on the road to Easter with Jesus we are called to give up our lives to be given eternal life.

I tell you for certain that a grain of wheat that falls on the ground will never be more than one grain unless it dies. But if it dies, it will produce lots of wheat. If you love your life, you will lose it. If you give it up in this world, you will be given eternal life.

John 12:24,25 (CEV)

I invite you (or each household) to walk to one of the stations around the room to collect a footprint and Bible verse. As you walk to the station, I invite you to move like an animal, perhaps amble like an elephant, waddle like a penguin or hop like a kangaroo. Collect a footprint and Bible verse and glue it on to your footprint (unless pre-printed on the footprint). Please take this home and put it where you will see it and reflect on it throughout this week.

You might like to put it:

- ▶ near where you keep your shoes or inside your everyday shoes
- ▶ near where you put your shoes on (either on the floor or a bedside table or blu tack the footprint to a nearby wall)
- ▶ on a footstool (or nearby coffee table or side table)

DO

Encourage people to move to a station. Play background music while people collect a footprint and attach the Bible verse.

PRAYER OF CONFESSION

PREPARE

Gather together a variety of objects that are used for wiping/ cleaning up messes, such as a whiteboard eraser, cleaning cloths, rags, dishwashing sponges/brushes/scourers/steel wool etc. For safety only collect new or clean objects. Have these items in a large bucket or washing basket.

Also clean and fill one or two spray bottles with water. Ensure these bottles haven't been used with any cleaning products or chemicals. Find one or two volunteers, depending on the size of your space, and during the response in the prayer have them spray water over the top of people (not in eyes/faces). Ensure bottles are set to mist not squirt! After the Declaration of Forgiveness or during the Doxology ask the volunteers to collect up the cleaning objects.

Prepare the responses on a PowerPoint slide or poster.

SAY

Our Prayer of Confession invites God to clean us, wipe out our wrongdoings, cleanse us, wash and scrub us. Here in this bucket/ basket are a variety of cleaning products designed to clean our homes of messes, old food, dirt and grime. Life is messy; being human is messy. I wonder which of these cleaning products you feel God might need to use in your life? A cloth or steel wool? As we say our Prayer of Confession, I invite you to pass these items around, perhaps pause a moment and hold each one as you consider God cleansing you by God's grace and love.

I invite you to also say the response in bold and receive God's cleansing.

DO

Hand around the objects.

Let's pray:

God of steadfast love, wipe out all our wrongdoings.

Cleanse us thoroughly from all our sins.

[Silence and use spray bottles]

We know when we do sin, that we do it against you, O God. When we do evil in your sight, O God, you are justified in your judgment of our misdeeds. You desire truth in all we think, and do and say; etch your wisdom in our hearts.

Wash and scrub our sins away until we are free from imperfection.

[Silence and use spray bottles]

Create in us clean hearts, O God, and put new and right spirits within us. Do not cast us from your presence and do not take your Holy Spirit from us.

Restore to us the joy of your salvation, and sustain in us a willing spirit so that we can respond joyfully to your intention for our lives.

[Use spray bottles]

In Jesus' name we pray. Amen.

DECLARATION OF FORGIVENESS (Hebrews 5:9)

SAY

Jesus, having been made perfect, became the source of eternal salvation for all who obey him. And so I declare to you: in Jesus Christ, we are renewed, we are cleansed..... **[Use spray bottles]** Your sins are forgiven.

Thanks be to God!

DOXOLOGY TiS 712 Create in us a clean heart, O God

FIRST READING Hebrews 5:5-10

PREPARE

Display the passage on PowerPoint slides or posters with the different types of phrases in contrasting colours (eg. blue and red). The below passage is from the NRSV.

SAY

Our first reading today is about Jesus being glorified, made perfect, becoming a high priest. When we read these types of phrases, **in the blue text**, I invite you to stand up and stretch up as tall as you are able.

Let's practice stretching up tall. Great!

This reading also talks about Jesus suffering and being obedient.

When we read these phrases, **in the red text**, I invite you to sit down and make yourself very small. Let's practice that. Well done.

Let's begin our reading: Hebrews 5:5-10 (NRSV)

So also **Christ did not glorify himself** in becoming a **high priest**, but was appointed by the one who said to him,

"You are my Son, today I have begotten you";

as he says also in another place,

"You are a priest forever, according to the order of Melchizedek."

In the days of his flesh, **Jesus offered up prayers and supplications, with loud cries and tears**, to the one who was able to save him from death, and **he was heard because of his reverent submission**.

Although **he was a Son, he learned obedience through what he suffered**; and having been **made perfect**, he became the **source of eternal salvation** for **all who obey him**, having been **designated by God a high priest according to the order of Melchizedek**.

DO

Read the passage and prompt people to stand up tall or crouch down small at the appropriate places.

EARLY WORD

SONG TiS 231 At the name of Jesus

READING John 12:20-33

SERMON

SONG TiS 256 From heaven you came

OFFERING AND DEDICATION

NOTICES

PRAYERS OF THE PEOPLE



PREPARE

Create a PowerPoint slide or poster with the response:

Create in us clean hearts, O God,
and renew a right spirit within us.

Write or type each part of the prayer onto separate cards at least A5 size.
Have one card per group of about 5 people.

Have a few textas or pens available for each group.

1.

We pray for the whole church, all leaders and ministers,
and all the holy people of God.

Create in us clean hearts, O God,
and renew a right spirit within us.

2.

We pray for our nation Australia, for all the nations of the earth,
and for all who govern and judge.

Create in us clean hearts, O God,
and renew a right spirit within us.

3.

We pray for those who hunger, those who thirst,
those who cry out for justice, those who live under the threat of terror,
and those without a place to lay their head.

Create in us clean hearts, O God,
and renew a right spirit within us.

4.

We pray for those who are ill, those in pain,
those under stress, and those who are lonely.
In this season of Lent we pray for those who prepare for baptism,
and we pray that we all might be given the grace and strength
to repent and grow closer to you, O God.

Create in us clean hearts, O God,
and renew a right spirit within us.



SAY

I invite you to get into groups of about 5 people. Each group will receive a card with part of our prayers of the people on it and some textas/pens. If possible, try to have people of different generations in your group **[allow time for groups to form and each get a pray card and texas/pens].**

In your group, read the prayer aloud. Then write around the prayer anything that comes to mind, eg people's names or particular situations. Keep what you write to 1 or 2 words each to allow time and space for other prayers.

[allow time]

Let's bring our prayers of the people together. We need a volunteer to read aloud each of the prayer parts. Please come forward if you are happy to read aloud one of the prayers. **[Identify someone for each of the four parts and have them all ready near a microphone].** We will all join in with the response. Let's practice: Create in us clean hearts, O God **and renew a right spirit within us.**

Let's pray.

[Facilitate each person to pray their prayer and prompt the congregational response.]

[Close by reading this final part aloud]

Lord Jesus,

you taught your disciples that unless a grain of wheat falls into the earth and dies it remains just a single grain, but if it dies it bears much fruit;

as we prepare our hearts to remember your death and resurrection, grant us the strength and wisdom to serve and follow you, this day and always.

Create in us clean hearts, O God,

and renew a right spirit within us.

Amen.

We will display these prayer cards (identify a location eg. on a noticeboard, near the morning tea table) for everyone to join in with each group's prayers.

SONG TiS 595 O Jesus I have promised

COMMISSION AND BLESSING

BLESSING SONG TiS 749 Send me Jesus

ACKNOWLEDGEMENT OF COUNTRY

SAY

We acknowledge the _____ people, the first inhabitants and custodians of this place from time beyond remembering.

GREETING WELCOME AND SONG

PREPARE

Hosanna! (Carl Tuttle, 1985. Shadow Spring Music, Admin. by Music Services, Inc.)

If it's not known by your community, it is available via youtube: www.youtube.com/watch?v=E1X-VDCMyAc

Collect up some larger (maybe 50-100cm length) palm fronds/ branches (avoid ones which have spikes or pointy spines, or make sure all these are removed before use) and some old coats that it's okay to step on for the palm procession. Lay these out on the aisle/s before people arrive.

Prepare some smaller palm fronds (around 20-30cm) and/or Hosanna flags to hand out, one for each person. For these you'll need A5 pieces of paper with the word "Hosanna" written/typed on the centre of one side. You could attach them to rulers or small dowels, if you are able. You can hand these out as people enter or leave them on seats. There need to be enough for at least one for each person.

SAY

Today is Palm Sunday – which means it is the day we remember the final time Jesus came into Jerusalem – it was a spectacle for those who followed Jesus, but a confusing one because it wasn't as grand as some would have liked or expected.

We symbolise preparing the way for Jesus by laying palm branches and coats to soften the path, they make the path special, not just another dirt road. And the people called out "Hosanna! Blessed is the one who comes in the name of the Lord! Hosanna in the highest!"

Hosanna is a word used to express joy! The people were excited Jesus had come into Jerusalem, not knowing what was to come just 5 days later...

You are going to hear this word "Hosanna!" many times today – each time you do, in a song, or a prayer, or a reading, I want you to raise up your small palm leaf or flag and wave it so everyone can see!

Let's sing...

DO

Invite those leading the service and a few others across different generations to process in as the song is sung.

CALL TO WORSHIP

PREPARE

For this responsive Call to Worship, you can either add the words to your projected slides or make a large sign with the response in **bold** below.

SAY

I invite you to join in our Call to Worship with the bold type – don't forget to raise those palms and flags high when you hear Hosanna!

**Hosanna! We give thanks to our God
for God's love remains steadfast and true.**

Though the future is uncertain
and the way is dimmed by threat of violence

**Hosanna! We give thanks to our God
for God's love remains steadfast and true.**

Even as hatred bars the road, our love leads us on

**Hosanna! We give thanks to our God
for God's love remains steadfast and true.**

We lay down our lives and lift up our praise
for the one who comes in God's name to save

**Hosanna! We give thanks to our God
for God's love remains steadfast and true.**

INTERACTIVE LENT (and Take Home Activity)

PREPARE

Have a footprint or pair of footprints or a pair of shoes, as per the instructions on page 30.

Have A5 size footprints for each household or person. Have copies of the following sentence and Bible verse to attach or write onto each footprint (depending on what you choose also provide glue or textas/pens).

In this week of Lent as we journey on the road to Easter with Jesus we are called to praise Jesus the King!

"Hosanna! Blessed is the one who comes in the name of the Lord!

Blessed is the coming kingdom of our ancestor David! Hosanna in the highest heaven!"

Mark 11: 9 – 10 (NRSV)

Arrange a number of stations around the room that people can walk to and collect a footprint and Bible verse. You might like to ask the musicians to play some appropriate background music or have some recorded music played.

SAY

Today as we continue the season of Lent, we are placing the sixth footprint/ pair of shoes on our journey to the cross. **[Have a volunteer put the footprint/s or shoes from the back of the church to the front, presumably down an aisle and ideally towards a cross]** In this week of Lent as we journey on the road to Easter with Jesus we are called to praise Jesus the King!

*“Hosanna! Blessed is the one who comes in the name of the Lord!
Blessed is the coming kingdom of our ancestor David!
Hosanna in the highest heaven!”*

Mark 11: 9 – 10 (NRSV)

I invite you (or each household) to walk to one of the stations around the room to collect a footprint and Bible verse. As you walk to the station, I invite you to dance or sway like palm branches. Collect a footprint and Bible verse and glue it on to your footprint (unless pre-printed on the footprint). Please take this home and put it where you will see it and reflect on it throughout this week.

You might like to put it:

- ▶ near where you keep your shoes or inside your everyday shoes
- ▶ near where you put your shoes on (either on the floor or a bedside table or blu tack the footprint to a nearby wall)
- ▶ on a footstool (or nearby coffee table or side table)

DO

Encourage people to move to a station. Play background music while people collect a footprint and attach the Bible verse.

PRAYER OF CONFESSION

PREPARE

Invite two people of different generations to lead this prayer. You may need to give this to them well in advance to have time to practice. You may like to include the prayer words in projected slides or an order of service, if you have them.

Voice 1:

We take time to praise and be joyful, but also to ask for forgiveness for our faults and failings. In this prayer you are invited to respond, when we say “God hear us”, you can respond **“God forgive us”**.

Let’s practice, “God hear us” (encourage response) **“God forgive us”**. Great.



Let us pray together.

Lord Jesus Christ, you were welcomed as a king, yet riding on a donkey. You were greeted with cheers and acclamations which soon turned to jeers and condemnation. We can't imagine being part of the jeering crowd - but would we, if we had been there?

[silent reflection]

Voice 2:

Lord Jesus Christ, when our words and actions reflect a reluctance to confess you publicly as Lord of our lives:

God hear us: **God forgive us.**

Voice 1:

When we fear that humbling ourselves, would be seen by others as weakness, some kind of defect in our character:

God hear us: **God forgive us.**

Voice 2:

When we have betrayed your love for us through our lack of love for you, for others, and for ourselves:

God hear us: **God forgive us.**

Voice 1:

When we find ourselves glossing over the events of your passion and death because we look forward to Easter as a time to enjoy holidays and have fun.

God hear us: **God forgive us.**

All:

God, empower us by your Spirit so that our lives glorify you and our tongues confess Jesus as Lord, in his name. Amen

DECLARATION OF FORGIVENESS (based on Philippians 2:6,7a,8b)

SAY

Jesus, though he was in the form of God, did not count equality with God as something to be exploited, but emptied himself, taking the form of a slave...and became obedient to the point of death --even death on a cross. "Through his obedience we are freed from whatever sin enslaves us. So I declare to you....

Your sins are forgiven. Thanks be to God!

DOXOLOGY TiS 775 Glory, glory, glory

READING Mark 11:1-11

PREPARE

Invite a few people to help with the reading from their seats amongst the gathered people. Give them words from the crowd to call out from their seats so it sounds like the gathered people are the crowd. Assign multiple people to shout "Hosanna!" and "Blessed is the one who comes in the name of the Lord! Blessed is the coming kingdom of our ancestor David!" and "Hosanna in the highest heaven!" making sure they know multiple people will be shouting out too during that part of the reading.

Invite a reader for the rest of the reading from the usual place at the front.

SAY

Our Scripture reading today comes from the Gospel of Mark, chapter 11, verses 1-11.

Remember! When you hear "Hosanna!" Wave your palms and flags!

Are you ready?

DO

Read verses 1 – 9a, pausing at "Then those who went ahead and those who followed were shouting..."

[leave a pause 30-60 seconds where all those assigned can shout out their line at least twice – it is supposed to sound a bit chaotic and definitely joyful!]

Hosanna!

Blessed is the one who comes in the name of the Lord! Blessed is the coming kingdom of our ancestor David!

Hosanna in the highest heaven!

Bible reader then says verse 11.

READING Philippians 2:5-11

EARLY WORD

SONG Let us sing © Paul Wigmore Idle/Jubilate Hymns (Tune TiS 52)

SERMON

SONG TiS 341 My song is love unknown

OFFERING AND DEDICATION

NOTICES

PRAYERS OF THE PEOPLE

SAY

During our prayers of the people after I say “Lord hear us” I invite you to reply “**Lord hear our prayer**” and wave your palm or flags. Let’s practice: Lord hear us, (invite response and flag waving) **Lord hear our prayer.**

Let’s pray:

Lord Jesus, you emptied yourself,
trading in the form of God for the form of a slave;
we pray for the Church, and all your people.
Form us into a Church that empties itself for others, and for you.

Lord hear us, **Lord hear our prayer. [wave palms and flags]**

Lord Jesus, you were born in human likeness, found in human form;
we pray for the whole human family, for the nations of the earth,
and for all who live in the midst of disaster, famine, or terror.

Lord hear us, **Lord hear our prayer. [wave palms and flags]**

Lord Jesus, even after humbling yourself in your incarnation,
you humbled yourself further to the point of death; we pray for
our nation, our leaders, and all the people who live here.
Bless us with your humility.

Lord hear us, **Lord hear our prayer. [wave palms and flags]**

Loving Lord, In your exaltation,
you were given the name that is above every name;
we pray in your name for those who are on the edges of life:
the poor, the hungry, those who suffer with the pain of living.
Give them your grace.

Lord hear us, **Lord hear our prayer. [wave palms and flags]**

We also pray, in your name O Lord,
for those who are sick, or grieving, or anxious,
give them the gift of healing, strength, and life.

Lord hear us, **Lord hear our prayer. [wave palms and flags]**

Loving Lord Jesus, you humbled yourself in the manger,
and you humbled yourself on the cross;
and to you O Lord we bend our knee
with those above and those below,
to the glory of God the Father. **Amen.**

SONG TiS 348 Ride on, ride on in majesty

COMMISSION AND BLESSING

BLESSING SONG TiS 779 May the feet of God

Uniting Church in Australia, Synod of Victoria and Tasmania

29 College Crescent, Parkville, Victoria, 3052
(03) 9340 8800 | www.victas.uca.org.au

Uniting Church in Australia, Synod of South Australia

312 Sir Donald Bradman Dr, Brooklyn Park, South Australia, 5032
(08) 8236 4243 | www.sa.uca.org.au

